

# Viljuškasto-okasti ključevi, dugi, za siguran rad na visini

120/1-H



## Profili

---



## Standardi

---

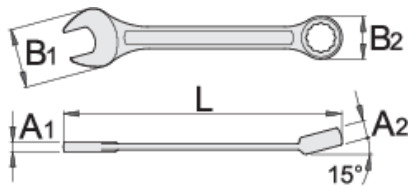
ISO 7738




## Atributi proizvoda




- materijal: Premium krom-vanadij
- kovan, u cijelosti ojačan i zakaljen
- kromirani (ISO 1456:2009)
- polirane glave
- obuhvatni dio sa LIFE profilom
- izrađeni prema standardu ISO 7738 (samo metričke dimenzije)

## Prednosti:

- zakovica metalne kopče koja se ne može demontirati
- na svakom je alatu označena težina alata
- dvije kopče mogu se učvrstiti u kopču, što osigurava sigurnu promjenu alata
- Unior je prilagođen za rad na visini i održava osnovne funkcije alata
- metalna klizna kopča ne ometa vijak s jednom ili drugom stranom ključa



		L	B2	B1	A2	A1	
626076	6	119	10,4	14,5	5	3,5	18
626077	7	129	11,5	16,5	5,8	3,9	22
626078	8	141	13,2	18,5	6,9	3,9	28
626079	9	152	14,	321	7,3	4	36
626080	10	163	15,9	23	7,5	4,2	43
626081	11	176	17,8	24,5	8	4,5	54
626082	12	186	19,4	26,5	8,5	4,7	64
626083	13	199	20,4	29,5	8,5	5,2	72
626084	14	210	22	31,5	9	5,2	86
626085	15	222	23,5	33,5	9,5	5,7	101
626086	16	234	24,8	36	10,5	6,2	136
626087	17	245	16,1	38	10,5	6,7	155
626088	18	257	27,7	40	11	7,2	173
626089	19	268	29,3	42	12	7,2	198
626090	20	280	31	44	12,5	7,7	224
626091	21	291	32,6	45,5	13	8,2	255
626092	22	303	34,1	46,5	13	8,2	273
626093	23	314	35,7	50,5	13	8,2	316
626094	24	330	37,3	52,5	14	8,5	361
626095	25	337	39	54,5	14,5	8,5	384
626096	26	349	40,1	56	15	8,5	424
626097	27	360	41,6	57,5	15	9	481
626098	28	373	43,2	59,5	15,1	9	542
626099	29	383	44,9	61,5	16	9,5	573
626100	30	395	46,5	63,5	16	10	627

		L	B2	B1	A2	A1	
626101	32	416	49	68	16,5	10,5	744
626176	35	500	53,5	78,8	20	13,6	1540
626117	36	500	53,5	78,8	20	13,6	1485
626174	38	515	58	82,8	20,5	14,1	1458
626118	41	540	62	86,8	21	14,6	2113
626295	1/4"	119	10,4	14,5	5	3,5	18
626296	5/16"	142	13,2	18,5	6,9	3,9	28
626297	3/8"	153	14,3	21	7,3	4	33
626298	7/16"	176	17,8	24,5	8	4,5	53
626299	1/2"	199	20,4	29,5	8,5	5,2	74
626300	9/16"	211	22	31,5	9	5,2	83
626301	5/8"	234	24,8	36	10,5	6,2	135
626302	11/16"	245	26,1	38	10,5	6,7	153
626303	3/4"	268	29,3	42	12	7,2	200
626304	13/16"	291	32,6	45,5	13	8,2	258
626305	7/8"	303	34,1	46,5	13	8,2	274
626306	15/16"	330	37,3	52,5	14	8,5	358
626307	1"	337	39	54,4	14,5	8,5	389
626308	1.1/16"	360	41,6	57,5	15	9	477
626309	1.1/8"	372	43,2	59,5	15,5	9	535
626310	1.1/4"	417	49	68	16,5	10,5	748
626311	1.5/16"	417	49	68	16,5	10,5	740
626312	1.3/8"	500	53,5	78,8	20	13,6	1529
626313	1.7/16"	500	53,5	78,8	20	13,6	1489
626314	1.1/2"	500	53,5	78,8	20	13,6	1473
626315	1.5/8"	540	62	86,8	21	14,6	2132
626316	1.11/16"	540	62	86,8	21	14,6	2096

\* Slike proizvoda su simbolične. Sve dimenzije su u mm, masa je u g.

Upotreba (pictures)



The carabiner on the lanyard is attached to the ring on the tool. The rings on the tools are large enough to accept 2 carabiners.



The carabiner on the lanyard has to be protected against opening using a lock ring.



Before removing the tool from the belt, unscrew the lock ring on the carabiner on the belt.



Open the carabiner on the belt and remove the tool, which is attached to a lanyard, from the carabiner on the belt. The tool is now ready for use.



Correct attachment of the tool to the lanyard. Return the tool to the belt following the steps in reverse order.



Using the socket remover (Article 1111) depress the pin in the hole while removing the socket from the square drive of the ratchet and then switch the socket or extension.

## Safety tips



- Always change tools in secure areas where there is no risk of falling tools.
- Always use tools with Unior carabiners and never use carabiners with a diameter less than 6mm.
- Tools being used at height should regularly be checked for damage and that there is no damage to lanyards, carabiners, attachment rings or belts.



- Don't use tools without attaching them to your work belt when working at height.
- Don't use and fix damaged tools.
- Don't exceed maximum weight of 2.3kg for individual tools that a worker can attach to their belt.

## Safety (pictures)



## Frequently asked questions

### **Can we use a tool for working at height as a normal tool?**

A tool for working at height has the same usability as a normal tool, except that a non-removable riveted metal buckle is added to this tool.

### **Does the stated weight per tool for safe work at height also include the weight of the metal ring?**

The weight of the tool marked on the tool, included also weight of metal ring