

# Speed nipple bit

1756

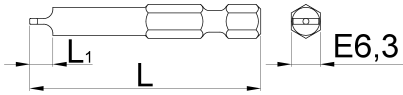






## Profiles



## Product features

- Works with conventional nipples
- A protruding part in the center of the speed nipple bit keeps the nipple centered and prevents the tool from slipping off it. Eventually, as the nipple is fully threaded down the spoke, the protruding part of the tool touches the approaching spoke and unseats the driver. This enables that all the nipples are threaded down the spokes to the same depth, which leaves you with the perfect starting point to build great wheels.



				
626981	1,5	50	1,5	11
626982	2,5	50	2,5	11

\* Ürünlerin resimleri semboliktir. Bütün boyutlar mm ve ağırlık gram cinsindedir.

## Usage (pictures)

