




# Guide head for 1625/2BB90

1625.1/2BB90



## 配置文件



		
627231	22	33
627230	24	34

\* Images of products are symbolic. All dimensions are in mm, and weight in grams. All listed dimensions may vary in tolerance.