

Комбинирани клешти за електроника

406/4E

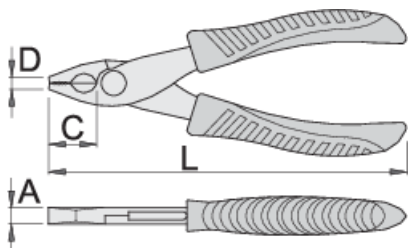


Profiles



Product features

- материјал: специјален флекс плус јаглороден челик
- ковани, целосно појачани и калени
- ивиците за сечење се индукционо појачани
- робусни двокомпонентни рачки, изолирани



	L	B	C	A	
620069	120	13.6	15.8	8.2	90

Електро комбинирки клешти капацитет на сечење (10N=1kg)



	L	
620069	120	max 750 N/mm²Ø1
		1,5

* Сликите на производите се симболични. Сите димензии се во мм, тежината е во грамови. Сите наведени димензии може да се разликуваат во ниво на толеранција

Usage (pictures)



Photo (pictures)





Safety tips



- Pliers should be oiled regularly. A drop of oil at the hinge will lengthen the tool life and assure easy operation.
- When cutting wire with pliers, you should always wear glasses or goggles.
- Handles are provided for comfort. They are not intended to give user any degree of protection against electric shocks and should never be used on live electric circuits.



- Don't use pliers for cutting hardened wire, unless specifically manufactured for this purpose.
- Don't expose pliers to excessive heat. This may ruin the tool.
- Don't use pliers as a hammer.
- Don't hammer on the handles. They may crack or break.
- Don't extend the length of plier handles to secure greater leverage.
- Don't use pliers on nuts or bolts. A wrench will do a better job and with less risk of damage to the fastener.