

Crank Saver Kit

1695MB1










Product attributes

- Crank Saver - Pedal thread repair and insert kit
- No more problems with stripped pedal mounting threads on the cranks. With the help of our Crank Saver Kit you can repair stripped threads and save your beloved cranks.
- First use reaming taps and create oversized 5/8" x 24 TPI threads in the crank arms. Thoroughly clean the threads, then apply thread locker to the insert and install it into the crank arm. Finally, thread the pedal into the insert.
- For detailed instructions on Crank Saver Kit usage and inserts installation check the video below.

Kit includes:

- Left and right reaming tap
5/8" x 24 TPI
- 10 pedal thread inserts for left
crank arm
- 10 pedal thread inserts for right
crank arm
- Kit comes in the metal box with
cut out SOS foam trays, so each
of the pieces will be always in the
right place.



Product name	SKU	Article	Dimensions		Quantity
Crank Saver Kit	626979	1695MB1	-	5	1988
Tap handle	 UNIOR	1695/4BI		1	
Left pedal reamer and tap	 UNIOR	1695.1AL	5/8" x 24 TPI	1	
Right pedal reamer and tap	 UNIOR	1695.1AR	5/8" x 24 TPI	1	
Left pedal thread insert 10 pieces set	 UNIOR	1695.4A	5/8L x 24	1	
Right pedal thread insert 10 pieces set	 UNIOR	1695.3A	5/8 x 24	1	
Metal box	 UNIOR	981K	3/8"x321x198x54	1	

Retail packaging

Transport packaging