

Universeel koppelingscentreringstool

2206



Profielen



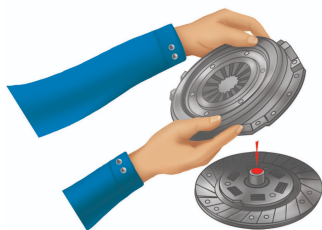

Product attributen

- designed for most vehicles, with single plate clutches
- for clutch up to: 15 - 28 mm
- Easy to use
- The tool under art. No. 2206 is the only universal clutch aligner that allows you to align almost any standard passenger car clutch. This is done directly between the clutch plate and the pressure plate by using the universal clutch aligner to join them together. After the clutch aligner is removed, both parts of the clutch are joined together and aligned with regard to their axes.

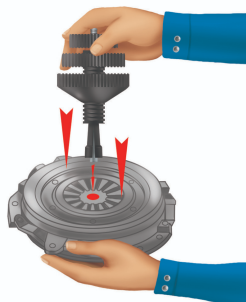


* Afbeeldingen van producten zijn symbolisch. Alle afmetingen zijn in mm en gewicht in gram. Alle vermelde afmetingen kunnen variëren in tolerantie.

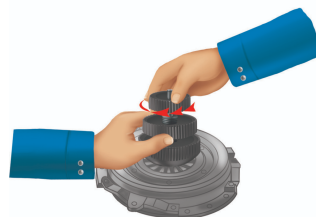
Gebruik (Afbeeldingen)



Place the spring plate on the clutch disc.




Turn the knob (3) until it touches the knob (2). Keeping the regulating screw still, unscrew the knob (1) and support it against the knob (2). Insert the device in the centre of the gear disc, passing it through the spring plate and press down.




Keeping the knob (2) in place, turn knob (1) and block the expanding cone in the centre of the clutch disc.




Tighten knob (3) until it touches the spring plate but without blocking the knob.



Manually centre the disc on the spring plate.



Keeping the assembly cantered, tighten knob (3) against the spring plate.



Place the clutch on the engine flywheel and fix it. Unscrew knob (3). Completely unscrew knob (1) and push to release the expanding cone. Remove the tool from the clutch.

