

扭力扳手

263



配置文件



产品属性

- 精度：+/-3%
- 千分尺的简单无误差设置
- 调整设置固定扭力
- 快速调整-只需8次调整，可以覆盖全规格
- 扭力应用：双向，但始终根据扭力扳手把手规定方向施力
- 把手：两种组成材料
- 双标度lbf.ft和Nm
- 方便的工具存储功能，也有助于扳手解锁和调整
- 5°工作角

Warranty







- 1 year warranty
- Extend warranty for your product (<https://uniortools.com/eng/support/product-registration>)

重要事项！

- 请勿使用扭力扳手进行拧松操作！
- 务必根据重要提示贴上所示的方向进行扭力紧固！贴纸所示为正确紧固方向！
- 扭力扳手的默认校准周期为12个月或最终用户购买之日起5000次测量后
- 使用完毕后，务必将测量仪器归零。

- 达到要求的扭力时，请勿继续紧固。
- 如未遵守手册说明，可导致扭力扳手损坏。



					
626765	3/8"	12 - 60	10 - 45	328	700
626766	1/2"	40 - 200	30 - 150	459	1000
626767	1/2"	60 - 340	50 - 250	679	1550

* Images of products are symbolic. All dimensions are in mm, and weight in grams. All listed dimensions may vary in tolerance.

用途 (pictures)



Photo (pictures)



Safety tips



- Only an authorised person in a certificated service centre can perform technical maintenance.
- Tools should always be serviced and calibrated by a certified service engineer.
- Tool should only be used for precise tightening as specified in the instruction manual.
- Check instruction manual on how to read the value scale on the tool properly.
- Stop tightening after hearing a feedback from the tool.
- Use only sockets with the same square drive.
- Always return the value on the scale back to 0 after usage and before storing.

Safety (pictures)

