

# Set de capete chei tubulare 1/2" in suport SOS

964/19SOS



## Profile



## Caracteristicile produsului

- Tool tray dimension: 374 x 364 x 30 mm
- Compatible with drawers of Eurostyle, Eurovision, Euromotion, Europlus and Hercules (front drawers) line








## Set includes:

- 18x socket 1/2", 6 point (article 190/1 6P) dim. 10, 11, 12, 13, 14, 15, 16, 17, 18, 19, 20, 21, 22, 23, 24, 27, 30, 32
- 5x hex socket 1/2" (article 192/2HX) dim. 5, 6, 8, 10, 12
- 1X Reversible ratchet 1/2"
- accessories 1/2"; 1x swivel handle, 1x sliding T - handle, 2x extension bar (125, 250mm), 1x universal joint

940E  
940EV  
920PLUS

2/3

374 x 364 x 30

Denumirea Produsului	SKU	Articol	Dimensiuni	Cantitate
Set de capete chei tubulare 1/2" in suport SOS	621075	964/19SOS	-	29
Capete chei tubulare 1/2"		190/1 6p	10, 11, 12, 13, 14, 15, 16, 17, 18, 19, 20, 21, 22, 23, 24, 27, 30, 32	18
Antrenor cu clichet reversibil 1/2"		190.1/1ABI	1/2"	1
Antrenor articulat cu maner 1/2"		190.2/1BI	1/2"x380	1
Antrenor cu parghie glisanta 1/2"		190.3/1	1/2"	1
Prelungitor lung 1/2"		190.4/1	1/2"x250, 1/2"x125	2
Intermediar cardanic 1/2"		190.6/2	1/2"	1
Capete chei tubulare cu profil hexagonal exterior 1/2"		192/2HX	5, 6, 8, 10, 12	5
Modul SOS pentru capete chei tubulare 1/2"		vI964/19SOS	374x364x30	1

\* Imaginea produsului este simbolica. Toate dimensiunile sunt exprimate în mm, greutatea în grame.