

Odvijači TBI u SOS ulošku za alat

964/9SOS



Profili

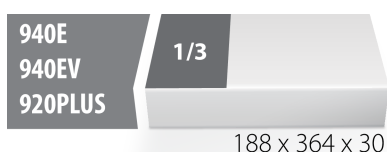


Opis proizvoda

- Dimenzije uloška 188x364x30 mm
- Odgovara fiokama kolica iz serija Eurostyle, Eurovision, Europlus i Hercules (sa prednjim fiokama)

Sadržaj:

- 4 kom. pljosnatih odvijača sa TBI ručkom (art. 605TBI), dim. 0.5x3.0x80, 0.8x4.0x100, 1.0x5.5x125, 1.2x6.5x150
- 3 kom. krstastih odvijača sa TBI ručkom (art. 615TBI), dim. PH 0x60, PH 1x80, PH 2x100
- 1 kom. krstastog odvijača (PZ) sa TBI ručkom (art. 625TBI), dim. PZ2x100






Naziv proizvoda

SKU

Artikal

Dimenzije

Količina

Naziv proizvoda	SKU	Artikal	Dimenzije	Količina
Odvijači TBI u SOS uložku za alat	621062	964/9SOS	-	8
Odvijač TBI pljosnati		605TBI	0.5 x 3.0x80, 0.8 x 4.0x100, 1.0 x 5.5x125, 1.2 x 6.5x150	4
Odvijač TBI krstasti PH		615TBI	PH 0x60, PH 1x80, PH 2x100	3
Odvijač TBI krstasti PZ		625TBI	PZ 2x100	1
SOS uložak za TBI odvijače 964/9SOS		vI964/9SOS	188x364x30	1

* Fotografije proizvoda su simbolične. Sve dimenzije su u mm, a težina u gramima. Sve navedene dimenzije mogu odstupati u granicama tolerancija.

Pravilna upotreba



- Use a screw holding screwdriver to get screws started in awkward, hard-to-reach areas.
- Use a stubby screwdriver in close quarters where a conventional screwdriver cannot be used.
- A rounded tip should be redressed with a file; make sure edges are straight.
- Screwdrivers used in the shop are best stored in a rack. This way, the proper selection of the right screwdriver can be quickly made.
- Keep the screwdriver handle clean; a greasy handle is apt to cause accidents.
- A screwdriver should never be used as pry bar. If it is overstressed in this manner, the blade might break and send a particle of steel into the operator's arm or even towards his eyes.



- Don't use pliers on the handle of a screwdriver to get extra turning power. A wrench should only be used on the square shank or bolster of a screwdriver that is especially designed for that purpose.
- Don't expose a screwdriver blade to excessive heat as it may reduce the hardness of the blade.
- Don't use a screwdriver with a split or broken handle.
- Don't use a regular screwdriver to check a storage battery or to determine if an electrical circuit is live.