


Jeu de tournevis à empreinte TORX en module SOS

964/9SOS



Profils



Description produit

- Dimension du module : 188 x 364 x 30 mm
- Compatible avec les tiroirs des gammes Eurostyle, Eurovision, Europlus et Hercules (tiroirs de devant)

Le jeu comprend :

- 4x TBI flat screwdriver (article 605TBI) dim. 0.5x3.0x80, 0.8x4.0x100, 1.0x5.5x125, 1.2x6.5x150
- 3x TBI crosstip (PH) screwdriver (article 615TBI) dim. PH 0x60, PH 1x80, PH 2x100
- 1x TBI double-crosstip (PZ) screwdriver (article 625TBI) dim.PZ 2x100

SOS tool trays – avantages:




- matière : mousse polyéthylène de faible densité
- The tool trays are made from foamed polyethylene, which is resistant to grease, petrol, oil, nitro diluents, adhesives and motor oil – all of which can easily be removed without leaving any visible residue (stains). Adhesives and motor oil need to be removed immediately by cleaning with petrol in order to avoid permanent staining.

- These tool trays of polyethylene foam are used for clearer and better organised tool storage in tool boxes, tool cases, the drawers of tool carriages and tool cabinets. These tool trays can be used in a wide range of temperatures, do not absorb dampness and, with normal use, have a long lifespan. They protect the tools by holding them in their own specifically designed place, thus preventing them from moving uncontrollably around in the storage area. As the positions in the tray are precisely defined and designed for each specific tool, it is also easy to establish which tools are missing.

Why Choose Unior:

- Unior is a renowned brand in the industry, celebrated for its dedication to quality and innovation. With a legacy of excellence, Unior tools are crafted to meet the highest standards, ensuring reliability and outstanding performance.



Nom du produit	SKU	Article	Dimentions	Quantité
Jeu de tournevis à empreinte TORX en module SOS	621062	964/9SOS	-	8
Tournevis TBI mécanicien pour vis à fente		605TBI	0.5 x 3.0x80, 0.8 x 4.0x100, 1.0 x 5.5x125, 1.2 x 6.5x150	4
Tournevis TBI pour vis à empreinte PHILLIPS		615TBI	PH 0x60, PH 1x80, PH 2x100	3
Tournevis TBI pour vis à empreinte POZIDRIV		625TBI	PZ 2x100	1
Module mousse SOS vide pour 964/9SOS		vI964/9SOS	188x364x30	1

* Les images des produits ne sont pas contractuelles. Toutes les dimensions sont en mm, les poids en grammes.

Safety tips



- Use a screw holding screwdriver to get screws started in awkward, hard-to-reach areas.
- Use a stubby screwdriver in close quarters where a conventional screwdriver cannot be used.
- A rounded tip should be redressed with a file; make sure edges are straight.
- Screwdrivers used in the shop are best stored in a rack. This way, the proper selection of the



- Don't use pliers on the handle of a screwdriver to get extra turning power. A wrench should only be used on the square shank or bolster of a screwdriver that is especially designed for that purpose.
- Don't expose a screwdriver blade to excessive heat as it may reduce the hardness of the blade.
- Don't use a screwdriver with a split or broken handle.

right screwdriver can be quickly made.

- Keep the screwdriver handle clean; a greasy handle is apt to cause accidents.
- A screwdriver should never be used as pry bar. If it is overstressed in this manner, the blade might break and send a particle of steel into the operator's arm or even towards his eyes.

- Don't use a regular screwdriver to check a storage battery or to determine if an electrical circuit is live.