


SOS工具托盘装TBI螺丝刀套装

964/9SOS



配置文件



产品属性

- Tool tray dimension: 188 x 364 x 30 mm
- Compatible with drawers of Eurostyle, Eurovision, Euromotion, Europlus and Hercules (front drawers) line

Set includes:

- 4x TBI flat screwdriver (article 605TBI) dim. 0.5x3.0x80, 0.8x4.0x100, 1.0x5.5x125, 1.2x6.5x150
- 3x TBI crosstip (PH) screwdriver (article 615TBI) dim. PH 0x60, PH 1x80, PH 2x100
- 1x TBI double-crosstip (PZ) screwdriver (article 625TBI) dim.PZ 2x100

SOS工具托盘 - 优点：




- 材料：低密度聚乙烯泡沫
- SOS工具托盘使用双层泡沫聚乙烯制成，可轻松去除油脂、汽油、机油、硝基稀释液、粘合剂和车用机油，且不会留下可见残余物（污渍）。粘合剂和车用机油需要使用汽油及时去除，以免留下永久性污渍。
- These tool trays of polyethylene foam are used for clearer and better organised tool storage in tool boxes, tool cases, the drawers of tool carriages and tool cabinets. These tool trays can be used in a wide range of temperatures, do not absorb dampness and, with normal use, have a long lifespan. They

protect the tools by holding them in their own specifically designed place, thus preventing them from moving uncontrollably around in the storage area. As the positions in the tray are precisely defined and designed for each specific tool, it is also easy to establish which tools are missing.

Why Choose Unior:

- Unior is a renowned brand in the industry, celebrated for its dedication to quality and innovation. With a legacy of excellence, Unior tools are crafted to meet the highest standards, ensuring reliability and outstanding performance.



产品名称	SKU	文章	尺寸	数量
SOS工具托盘装TBI螺丝刀套装	621062	964/9SOS	-	8
TBI柄一字螺丝刀		605TBI	0.5 x 3.0x80, 0.8 x 4.0x100, 1.0 x 5.5x125, 1.2 x 6.5x150	4
TBI柄十字(PH)螺丝刀		615TBI	PH 0x60, PH 1x80, PH 2x100	3
TBI柄双十字(PZ)螺丝刀		625TBI	PZ 2x100	1
964/9SOS的SOS工具托盘		vI964/9SOS	188x364x30	1

* Images of products are symbolic. All dimensions are in mm, and weight in grams. All listed dimensions may vary in tolerance.

Safety tips



- Use a screw holding screwdriver to get screws started in awkward, hard-to-reach areas.
- Use a stubby screwdriver in close quarters where a conventional screwdriver cannot be used.
- A rounded tip should be redressed with a file; make sure edges are straight.
- Screwdrivers used in the shop are best stored in a rack. This way, the proper selection of the right screwdriver can be quickly made.
- Keep the screwdriver handle clean; a greasy handle is apt to cause accidents.
- A screwdriver should never be used as pry bar. If it is overstressed in this manner, the blade



- Don't use pliers on the handle of a screwdriver to get extra turning power. A wrench should only be used on the square shank or bolster of a screwdriver that is especially designed for that purpose.
- Don't expose a screwdriver blade to excessive heat as it may reduce the hardness of the blade.
- Don't use a screwdriver with a split or broken handle.
- Don't use a regular screwdriver to check a storage battery or to determine if an electrical circuit is live.

might break and send a particle of steel into the operator's arm or even towards his eyes.