

# Tangenset BI in SOS-module

964/6SOS



## Profielen

---



## Product attributen

- Tool tray dimension: 188 x 364 x 30 mm
- Compatible with drawers of Eurostyle, Eurovision, Euromotion, Europlus and Hercules (front drawers) line

## Set bevat

- 1x combination pliers (article 406/1BI) dim. 180
- 1x diagonal cutting nippers (article 461/1BI) dim. 160
- 1x straight long nose pliers with side cutter and pipe grip (article 508/1BI) dim. 170

## SOS tool trays – advantages:




- materiaal: polyethyleenschuim met lage dichtheid
- The tool trays are made from foamed polyethylene, which is resistant to grease, petrol, oil, nitro diluents, adhesives and motor oil – all of which can easily be removed without leaving any visible residue (stains). Adhesives and motor oil need to be removed immediately by cleaning with petrol in order to avoid permanent staining.
- These tool trays of polyethylene foam are used for clearer and better organised tool storage in tool boxes, tool cases, the drawers of tool carriages and tool cabinets. These tool trays can be used in a

wide range of temperatures, do not absorb dampness and, with normal use, have a long lifespan. They protect the tools by holding them in their own specifically designed place, thus preventing them from moving uncontrollably around in the storage area. As the positions in the tray are precisely defined and designed for each specific tool, it is also easy to establish which tools are missing.

## Waarom kiezen voor Unior:

- Unior is a renowned brand in the industry, celebrated for its dedication to quality and innovation. With a legacy of excellence, Unior tools are crafted to meet the highest standards, ensuring reliability and outstanding performance.



Productnaam	SKU	Artikel	Afmetingen	Hoeveelheid
Tangenset BI in SOS-module	621058	964/6SOS	-	3
Combinatietang		406/1BI	180	1
Zijsnijtang		461/1BI	160	1
Telefoontang met snijkanten, vertand, recht		508/1BI	170	1
SOS tool tray for 964/6SOS		v1964/6SOS	188x364x30	1

\* Afbeeldingen van producten zijn symbolisch. Alle afmetingen zijn in mm en gewicht in gram. Alle vermelde afmetingen kunnen variëren in tolerantie.

## Veiligheidstips



- Pliers should be oiled regularly. A drop of oil at the hinge will lengthen the tool life and assure easy operation.
- When cutting wire with pliers, you should always wear glasses or goggles.
- Handles are provided for comfort. They are not intended to give user any degree of protection against electric shocks and should never be used on live electric circuits.



- Don't use pliers for cutting hardened wire, unless specifically manufactured for this purpose.
- Don't expose pliers to excessive heat. This may ruin the tool.
- Don't use pliers as a hammer.
- Don't hammer on the handles. They may crack or break.
- Don't extend the length of plier handles to secure greater leverage.
- Don't use pliers on nuts or bolts. A wrench will do a better job and with less risk of damage to the fastener.