

SOS工具托盘装BI钳子套装

964/6SOS



配置文件



产品属性

- Tool tray dimension: 188 x 364 x 30 mm
- Compatible with drawers of Eurostyle, Eurovision, Euromotion, Europlus and Hercules (front drawers) line

Set includes:

- 1x combination pliers (article 406/1BI) dim. 180
- 1x diagonal cutting nippers (article 461/1BI) dim. 160
- 1x straight long nose pliers with side cutter and pipe grip (article 508/1BI) dim. 170

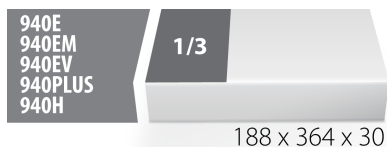
SOS工具托盘 - 优点：




- 材料：低密度聚乙烯泡沫
- SOS工具托盘使用双层泡沫聚乙烯制成，可轻松去除油脂、汽油、机油、硝基稀释液、粘合剂和车用机油，且不会留下可见残余物（污渍）。粘合剂和车用机油需要使用汽油及时去除，以免留下永久性污渍。
- These tool trays of polyethylene foam are used for clearer and better organised tool storage in tool boxes, tool cases, the drawers of tool carriages and tool cabinets. These tool trays can be used in a wide range of temperatures, do not absorb dampness and, with normal use, have a long lifespan. They

protect the tools by holding them in their own specifically designed place, thus preventing them from moving uncontrollably around in the storage area. As the positions in the tray are precisely defined and designed for each specific tool, it is also easy to establish which tools are missing.

Why Choose Unior:

- Unior is a renowned brand in the industry, celebrated for its dedication to quality and innovation. With a legacy of excellence, Unior tools are crafted to meet the highest standards, ensuring reliability and outstanding performance.



产品名称	SKU	文章	尺寸	数量
SOS工具托盘装BI钳子套装	621058	964/6SOS	-	3
钢丝钳		406/1BI	180	1
斜嘴钳		461/1BI	160	1
直尖嘴钳，带剪切和夹管功能		508/1BI	170	1
964/6SOS的SOS工具托盘		vI964/6SOS	188x364x30	1

* Images of products are symbolic. All dimensions are in mm, and weight in grams. All listed dimensions may vary in tolerance.

Safety tips



- Pliers should be oiled regularly. A drop of oil at the hinge will lengthen the tool life and assure easy operation.
- When cutting wire with pliers, you should always wear glasses or goggles.
- Handles are provided for comfort. They are not intended to give user any degree of protection against electric shocks and should never be used on live electric circuits.



- Don't use pliers for cutting hardened wire, unless specifically manufactured for this purpose.
- Don't expose pliers to excessive heat. This may ruin the tool.
- Don't use pliers as a hammer.
- Don't hammer on the handles. They may crack or break.
- Don't extend the length of plier handles to secure greater leverage.
- Don't use pliers on nuts or bolts. A wrench will do a better job and with less risk of damage to the fastener.