

# Garnitura BI kliješta u SOS ulošku

964/6SOS



## Profili



## Atributi proizvoda

- Tool tray dimension: 188 x 364 x 30 mm
- Compatible with drawers of Eurostyle, Eurovision, Euromotion, Europlus and Hercules (front drawers) line

## Set includes:

- 1x combination pliers (article 406/1BI) dim. 180
- 1x diagonal cutting nippers (article 461/1BI) dim. 160
- 1x straight long nose pliers with side cutter and pipe grip (article 508/1BI) dim. 170


## SOS ulošci za alat - prednosti:




- materijal: polietilenska pjena niske gustoće
- SOS ulošci za alat izrađeni su od dvoslojne poliuretanske pjene, otporne na maziva, benzin, ulja, nitro razrjeđivače, ljepljiva i motorna ulja - sve ovo može se jednostavno ukloniti bez ikakvih vidljivih ostataka ili mrlja. Ljepljiva i motorna ulja moraju se odmah ukloniti čišćenjem benzinom kako bi se izbjegle trajne mrlje. Ovi ulošci za alat su otporni u uobičajenim uvjetima te ne mijenjaju oblik sve do temperature od 80 °C.

- These tool trays of polyethylene foam are used for clearer and better organised tool storage in tool boxes, tool cases, the drawers of tool carriages and tool cabinets. These tool trays can be used in a wide range of temperatures, do not absorb dampness and, with normal use, have a long lifespan. They protect the tools by holding them in their own specifically designed place, thus preventing them from moving uncontrollably around in the storage area. As the positions in the tray are precisely defined and designed for each specific tool, it is also easy to establish which tools are missing.

Why Choose Unior:

- Unior is a renowned brand in the industry, celebrated for its dedication to quality and innovation. With a legacy of excellence, Unior tools are crafted to meet the highest standards, ensuring reliability and outstanding performance.



Ime proizvoda	SKU	Članak	Dimenzije	Količina
Garnitura BI klijesta u SOS uložku	621058	964/6SOS	-	3
Kliješta kombinirana		406/1BI	180	1
Kliješta za rezanje žice, kosa		461/1BI	160	1
Kliješta mehaničarska, ravna		508/1BI	170	1
SOS uložak za BI klijesta		vI964/6SOS	188x364x30	1

\* Slike proizvoda su simbolične. Sve dimenzije su u mm, masa je u g.

Safety tips



- Pliers should be oiled regularly. A drop of oil at the hinge will lengthen the tool life and assure easy operation.
- When cutting wire with pliers, you should always wear glasses or goggles.
- Handles are provided for comfort. They are not intended to give user any degree of protection against electric shocks and should never be used on live electric circuits.



- Don't use pliers for cutting hardened wire, unless specifically manufactured for this purpose.
- Don't expose pliers to excessive heat. This may ruin the tool.
- Don't use pliers as a hammer.
- Don't hammer on the handles. They may crack or break.
- Don't extend the length of plier handles to secure greater leverage.
- Don't use pliers on nuts or bolts. A wrench will do a better job and with less risk of damage to the fastener.

