

Kolica za alat Eurovision sa 7 fioka

940EV4



Profili



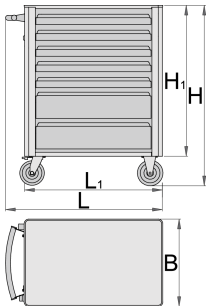
Opis proizvoda

- materijal: premium PLUS čelični lim
- mogućnost ubacivanja dodataka
- na kolicima su postavljene slepe matice za fiksiranje pribora
- statička nosivost kolica bez točkova: 1600 kg
- nosivost svake fioka pojedinačno: 45 kg
- 7 fioka (5 dimenzija 563x365x70 mm, 2 dimenzije 563x410x150 mm)
- osnovne dimenzije sa drškom i točkovima D 800 x Š 440 x V 923 mm
- ukupna zapremina fioka: 140 litara

- fioke su kompatibilne sa sve 3 veličine SOS uložaka: 1/3, 2/3, 3/3

Prednosti:

- zaštitni, ekološki lak bez kadmijuma i olova
- otvaranje i zatvaranje fioka je vrlo jednostavno zahvaljujući rešenju koje omogućava ravnomerno kretanje - ručica fioke na gornjoj strani omogućava korisniku sinhronizovan prihvata i otvaranje fioka
- mehanizam za zatvaranje štiti od neželjenog otvaranja fioka
- neklizajuća zaštitna sintetička podloga fioka štiti fioka i alat od oštećenja
- efikasan sistem za zaključavanje
- bravica sa ključem i priveskom
- fioka sa kliznim vođicama
- točkovi prečnika 125 mm, za veću pokretljivost i stabilnost
- dinamičko opterećenje kolica: 500 kg



Barcode	L	B	H	L1	H1	Weight
619885	800	440	923	700	768	57000

* Fotografije proizvoda su simbolične. Sve dimenzije su u mm, a težina u gramima. Sve navedene dimenzije mogu odstupati u granicama tolerancija.

Upotreba (slike)



Dodatna oprema



Sanduk za alat Eurovision tri fioka



Sanduk za alat Eurovision sa četiri fioke



Pano za alat Eurovision




Držać mrežasti Eurovision



Držać papira Eurovision



Držać boce Eurovision



Garnitura pregrada za male fioke za art.940E i 940EV



Set od 4 pregrade za 940ECO



Držać za dokumentaciju



Nosač boce



Plastična zaštitna obloga



Ploča drvena



Nosač za odvijače za art.940E i 940EV



SOS uložak za alat - prazan




SOS uložak za alat - prazan

Rezervni delovi



Bravica sa ključevima



Pravilna upotreba



- Lock all your drawers before trying to roll the tool carriage into a new work area.
- Set the brakes on the locking casters after you have rolled the cabinet to your work area.
- Treat your tool carriage, tool chests, or tool boxes with respect.
- Always follow the prescribed max load capacity of individual drawers and the carriage as a whole.
- Always put heavier objects in the bottom drawers
- Always close drawers when not in use.
- Always follow manufacturer manual instructions regarding assembly and repair of your tools.



- Don't open two or more drawers at the same time, there is high chance of it tipping over.
- Don't throw tools into drawer, always put the tools in.
- Don't use an opened drawer as a working surface.
- Don't clean a lacquered surface with a solvent cleaner.
- Don't pull a tool carriage as you won't be able to see where you are headed. Push it in front of you so you can see where you are going.
- Don't stack a tool carriage with too many extra chests or tool trays; it may tip over at the most unexpected time.
- Don't roll a tool carriage with loose tools or parts on top of the carriage.
- Don't roll a tool carriage too quickly; a pot hole in the floor or some hardware on the floor may cause an accident.
- Don't overload the drawers; if you haven't got room for all of your tools, you need a larger tool carriage.
- Don't open up too many loaded drawers at a time; close each drawer before opening up another. Heavily loaded opened drawers are an invitation to tipping.