

Kolica za alat EUROVISION 4

940EV4



Profili



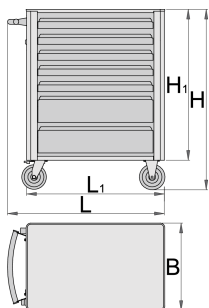
Atributi proizvoda

- materijal: Premium Plus lim
- mogućnost ubacivanja dodataka
- Na kolicima se nalaze slijepe matice, namijenjene pričvršćivanju dodatnih dijelova
- Statička nosivost kolica bez kotača: 1600kg
- nosivost ladica: 45kg
- 7 ladica: 5 dimenzija 563x365x70mm, 2 dimenzija 563x410x150mm
- Osnovne mjere s ručkom i kotačima L 800 x W 440 x H 923 mm
- Ukupni volumen ladica: 140 L

- Ladice kompatibilne sa SOS alatima 1/3, 2/3, 3/3

Prednosti:

- ekološki lak bez olova i kadmija
- Sistem otvaranja i zatvaranja ladica vrlo je jednostavan zbog inovativnog rješenja, nudi korisniku istovremeno prihvat i otvaranje ladica
- Poseban mehanizam sprječava neželjeno otvaranje ladica
- neklizajuća sintetska podloga štiti alate i ladice od oštećenja
- sa sistemom zaključavanja
- Brava sa ključem i privjeskom
- police sa kugličnim vodilicama
- novi kotači promjera 125mm, za bolju pokretljivost i stabilnost
- Dinamičko opterećenje kolica: 500kg



| Barcode | L | B | H | L1 | H1 | Weight |
|---------|-----|-----|-----|-----|-----|--------|
| 619885 | 800 | 440 | 923 | 700 | 768 | 57000 |

* Slike proizvoda su simbolične. Sve dimenzije su u mm, masa je u g.

upotreba (pictures)



Accessories



Sanduk za alat Eurovision, trodjelni



Sanduk za alat Eurovision, četverodjelni



Pano za alat za 940EV




Košara za 940EV



Držac papira Eurovision



Držac za boce Eurovision 940EV



Garnitura pregrada četverodijelna za male ladice za 940E i 940EV



Garnitura pregrada za art. 940E i 940EV, četverodijelne



Stalak za dokumentaciju za 940E i 940EV



Držac za boce



Plastična zaštitna obloga za 940E i 940EV



Ploča drvena 940E i 940EV



Držac za izvijače za 940E i 940EV



SOS uložak za alat - prazan, za 940PLUS, 940EM, 940H, 940E i 940EV




SOS uložak za alat - prazan, za 920PLUS, 940E i 940EV

Rezervni djelovi



Lock with keys



Safety tips



- Lock all your drawers before trying to roll the tool carriage into a new work area.
- Set the brakes on the locking casters after you have rolled the cabinet to your work area.
- Treat your tool carriage, tool chests, or tool boxes with respect.
- Always follow the prescribed max load capacity of individual drawers and the carriage as a whole.
- Always put heavier objects in the bottom drawers
- Always close drawers when not in use.
- Always follow manufacturer manual instructions regarding assembly and repair of your tools.



- Don't open two or more drawers at the same time, there is high chance of it tipping over.
- Don't throw tools into drawer, always put the tools in.
- Don't use an opened drawer as a working surface.
- Don't clean a lacquered surface with a solvent cleaner.
- Don't pull a tool carriage as you won't be able to see where you are headed. Push it in front of you so you can see where you are going.
- Don't stack a tool carriage with too many extra chests or tool trays; it may tip over at the most unexpected time.
- Don't roll a tool carriage with loose tools or parts on top of the carriage.
- Don't roll a tool carriage too quickly; a pot hole in the floor or some hardware on the floor may cause an accident.
- Don't overload the drawers; if you haven't got room for all of your tools, you need a larger tool carriage.
- Don't open up too many loaded drawers at a time; close each drawer before opening up another. Heavily loaded opened drawers are an invitation to tipping.