

# 带护手的销冲头

641/6HS



## 配置文件

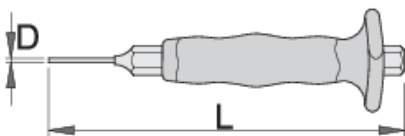


## 标准

DIN 6450

## 产品属性

- 材料：铬钒钢
- 完全淬火与回火
- 冲头感应淬火
- 表面处理：上漆
- 符合人体工程学的重型双层材料组成的手柄
- 根据DIN 6450标准生产



619759

D

2

L




150



10



81

	D	L		
619760	3	150	10	76
619761	4	150	10	79
619762	5	150	10	83
619763	6	150	10	86
619764	8	150	12	99

\* Images of products are symbolic. All dimensions are in mm, and weight in grams. All listed dimensions may vary in tolerance.

## 用途 (pictures)

