


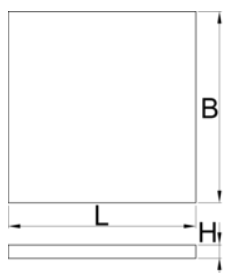
# SOS tool tray with compartment for work bench wide drawer cabinet

VL990WD1



## Product attributes

- Dimensions of compartments: 30x dim. 95x70mm
- Tool tray dimension: 562 x 570 x 40 mm
- Compatible with drawers of work benches line 990WD and 946



625585

L

562

B

570



H

40



177

## Retail packaging

	MA	MB	MC	
625585	562	570	40	164

## Transport packaging

		TA	TB	TC	
625585	1				