

# Parte stretta sotto la base

990WDU



## Profili

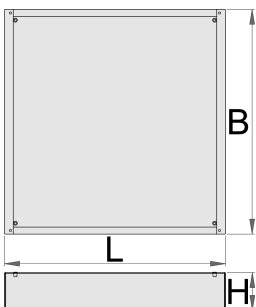


## Attributi del prodotto

- materiale: lamiera di metallo premium

## Caratteristiche:

- Height Elevation: Raises workbench height by 60mm (total base height 78mm) for improved ergonomics.
  - Efficient Storage: Allows for easy storage of tool carriages beneath your workbench.
  - Durable Construction: High-quality steel build ensures long-lasting durability.
- Upgrade your workshop with the Unior 990WDU Underbase.






L

B

H



		L	B	H	
627052	30	630	640	48	7200
625641	60	630	640	78	8200
625742	90	630	640	108	9200
625642	120	630	640	138	10000

\* Le immagini dei prodotti sono puramente simboliche. Tutte le dimensioni sono in mm, peso in grammi.