


Partitions for wide drawer cabinet

990WDP

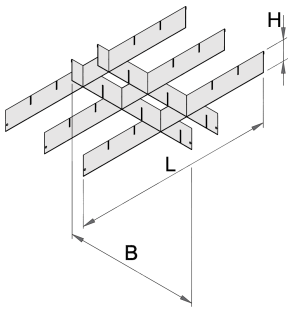




Profiles



Product features

- material: premium sheet metal



	L	B	H	
625639	558	583	60	1362

* Images of products are symbolic. All dimensions are in mm, and weight is in grams. All listed dimensions may vary in tolerance.

Usage (pictures)

