

# Wooden bench top

990TW

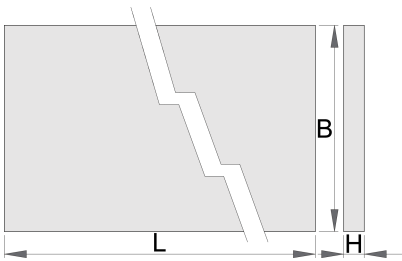




## Profiles



## Product features

- beech plywood
- protected with environmentally friendly coating



	L	B	H	
625630	1500	750	40	36200
625631	2000	750	40	46200

\* Images of products are symbolic. All dimensions are in mm, and weight is in grams. All listed dimensions may vary in tolerance.

## Spare parts



Set 4 insert nuts

## Related products



Angle wooden bench top



Wooden working plate with stainless steel cover