

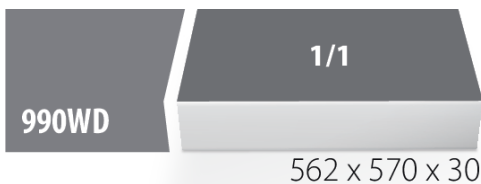
Set of tools in tray 2 for 2600A or 2600C



SET2-2600AC






Product attributes

- Set contains all cone wrenches of dimensions 13 - 36 and a set of screwdrivers.




Product name	SKU	Article	Dimensions	Quantity	
Set of tools in tray 2 for 2600A or 2600C	625480	SET2-2600AC	-	24	3670
Cone wrench, single sided		1617/2DP	13 (2x), 14 (2x), 15 (2x), 16 (2x), 17 (2x), 18, 19, 20, 22, 23, 24, 27, 30, 32, 36	20	

Product name	SKU	Article	Dimensions	Quantity	
Flat screwdriver TBI		605TBI	0.8 x 4.0x125, 1.0 x 5.5x125	2	
Crosstip (PH) screwdriver TBI		615TBI	PH 1x80, PH 2x100	2	

Retail packaging

Transport packaging



1