

Ayarlanabilir somunlu duvar ve tezgah enesi

1693.2S-US



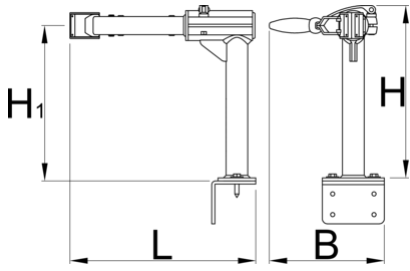
Profiles



Product features

- Tezgaha ya da duvara montaj seeneęi
- Profesyonel ve ev atölyelerine yöneliktir.


- Min. Ø24 mm ve maks. Ø40 mm çaplı borular için uygundur.
- Kolay erişilebilir vida, kapatıldığında çene açıklığını ve baskısını değiştirmemizi sağlar. Vida, herhangi bir anahtar kullanmadan elle döndürülebilir.



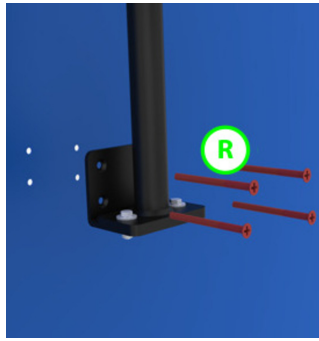
625021	24	38	120	239	313	4200

* Ürünlerin resimleri semboliktir. Bütün boyutlar mm ve ağırlık gram cinsindedir.


Usage (pictures)



Mount stand on wooden bench? To mount the stand on a wooden bench, prepare the holes with drill size 6 mm and use the attached screws (O) as shown on picture.




Mount stand on wall? To mount the stand to the wall, prepare the holes with drill size 10 mm and use attached screw anchors and screws (R).



Adjust jaw angle and clamp bike safely? To adjust the bike stand jaw angle, release lever (S) and adjust/rotate (T).



Adjust opened jaw (U) to seatpost or bike tube. Turn handle (V) until jaw firmly grabs the tube.



To adjust jaw opening, turn the long screw (Z) with hand in needed direction.



Release bike from stand? To release, firmly hold bike frame. Flip handle (Y) to quickly release tube from the jaw.

Spare parts



Replaceable rubber covers for clamp, round, 2 pcs set



1693.1 için deęiřtirilebilir kauçuk ene kılıfları, 2 paralı takım

Related products



Yaylı duvar ve tezgah tipi ene