

# Podesivi držač za fiksiranje na pult ili zid

1693.2S-US



## Profili

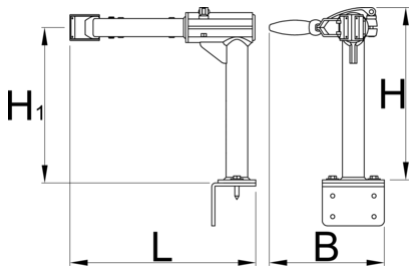
---



## Atributi proizvoda

- Mogućnost montiranja na pult ili zid
- Namijenjeno upotrebi u profesionalnim ili kućnim radionicama.
- Pogodno za cijevi promjera od min Ø24 mm do max. Ø40 mm.


- Lako dostupan vijak omogućava da podesimo otvor i stezanje čeljusti. Vijak se može okretati rukom bez upotrebe bilo kakvog ključa.



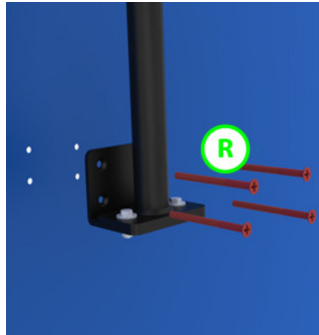
625021	24	38	120	239	313	4200

\* Slike proizvoda su simbolične. Sve dimenzije su u mm, masa je u g.


## Upotreba (pictures)



Mount stand on wooden bench? To mount the stand on a wooden bench, prepare the holes with drill size 6 mm and use the attached screws (O) as shown on picture.




Mount stand on wall? To mount the stand to the wall, prepare the holes with drill size 10 mm and use attached screw anchors and screws (R).




Adjust jaw angle and clamp bike safely? To adjust the bike stand jaw angle, release lever (S) and adjust/rotate (T).



Adjust opened jaw (U) to seatpost or bike tube. Turn handle (V) until jaw firmly grabs the tube.



To adjust jaw opening, turn the long screw (Z) with hand in needed direction.



Release bike from stand? To release, firmly hold bike frame. Flip handle (Y) to quickly release tube from the jaw.

## Rezervni dijelovi



Replaceable rubber covers for clamp, round, 2 pcs set

## Related products



Stezne čeljusti za montažu na pult ili zid