

Flat-crosstip (SL/PH) SLIM screwdriver with insulated blade, VDE TBI

611VDEETBI



Profiles

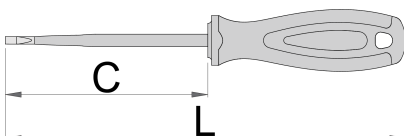


Product features

- blade: premium hard chrome vanadium steel, entirely hardened and tempered
- blackened tip
- handle: ergonomic shape
- three component material
- hanging hole
- made according to standard DIN EN IEC 60900 (VDE 0682-201):2019-04; EN IEC 60900:2018

Advantages:

- model with slim blade
- Although of the slim blade, screwdriver enables the same functionality and safety by working as usual insulated screwdriver.
- slim blade enables work in hard to reach places.





624071

SLPH 1

80

180

56

624072

SLPH 2

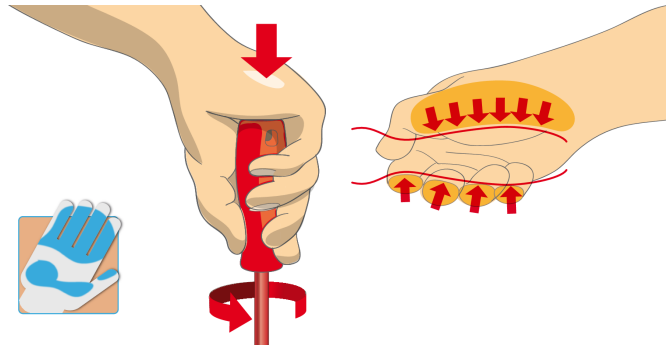
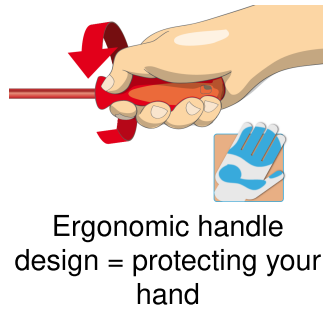
100

210

88

* Images of products are symbolic. All dimensions are in mm, and weight in grams. All listed dimensions may vary in tolerance.

Usage (pictures)



Safety tips



- Use a screw holding screwdriver to get screws started in awkward, hard-to-reach areas.
- Use a stubby screwdriver in close quarters where a conventional screwdriver cannot be used.
- A rounded tip should be redressed with a file; make sure edges are straight.
- Screwdrivers used in the shop are best stored in a rack. This way, the proper selection of the right screwdriver can be quickly made.
- Keep the screwdriver handle clean; a greasy handle is apt to cause accidents.
- A screwdriver should never be used as pry bar. If it is overstressed in this manner, the blade might break and send a particle of steel into the operator's arm or even towards his eyes.
- VDE tools that have several parts, have to be assembled correctly before use.
- When working with VDE tools avoid contact with water.



- Don't use pliers on the handle of a screwdriver to get extra turning power. A wrench should only be used on the square shank or bolster of a screwdriver that is especially designed for that purpose.
- Don't expose a screwdriver blade to excessive heat as it may reduce the hardness of the blade.
- Don't use a screwdriver with a split or broken handle.
- Don't use a regular screwdriver to check a storage battery or to determine if an electrical circuit is live.
- Don't use tools that shows sign of wear and have the second layer of plastic visible.