

# Metal stantta iki ağız anahtar takımı

604VDETBI



## Profiles



## Standards

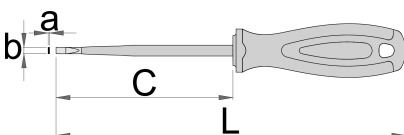
DIN EN IEC 60900 (VDE 0682-201):2019-04; EN IEC 60900:2018



## Product features

- bıçak: krom vanadyum molibden çeliği, tamamen sertleştirilmiş ve temperlenmiş
- karartılmış uç
- sap: ergonomik şekilli
- üç bileşenli malzeme
- asma deliği
- DIN EN IEC 60900 (VDE 0682-201):2019-04; EN IEC 60900:2018 standardına göre yapılmıştır

## Avantajları:

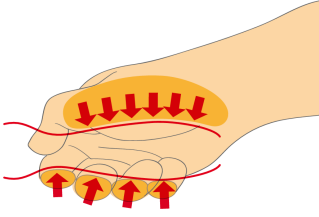

- İnce uçlu model
- İnce ucuyla her zamanki izoleli tornavida gibi çalışarak aynı işlevselliği ve güvenliği sağlar.
- İnce uçla zor yerlere ulaşarak çalışma olanağı sağlar.



|  | axb       | C   | L   |  |
|---|-----------|-----|-----|--|
| 624063  | 0.6 x 3.5 | 100 | 185 | 37   |
| 624064  | 0.8 x 4.0 | 100 | 185 | 39   |
| 624065  | 1.0 x 5.5 | 125 | 225 | 74   |

\* Ürünlerin resimleri semboliktir. Bütün boyutlar mm ve ağırlık gram cinsindedir.

## Usage (pictures)



## Safety tips



- Use a screw holding screwdriver to get screws started in awkward, hard-to-reach areas.
- Use a stubby screwdriver in close quarters where a conventional screwdriver cannot be used.
- A rounded tip should be redressed with a file; make sure edges are straight.
- Screwdrivers used in the shop are best stored in a rack. This way, the proper selection of the right screwdriver can be quickly made.
- Keep the screwdriver handle clean; a greasy handle is apt to cause accidents.
- A screwdriver should never be used as pry bar. If it is overstressed in this manner, the blade



- Don't use pliers on the handle of a screwdriver to get extra turning power. A wrench should only be used on the square shank or bolster of a screwdriver that is especially designed for that purpose.
- Don't expose a screwdriver blade to excessive heat as it may reduce the hardness of the blade.
- Don't use a screwdriver with a split or broken handle.
- Don't use a regular screwdriver to check a storage battery or to determine if an electrical circuit is live.
- Don't use tools that shows sign of wear and have the second layer of plastic visible.

might break and send a particle of steel into the operator's arm or even towards his eyes.

- VDE tools that have several parts, have to be assembled correctly before use.
- When working with VDE tools avoid contact with water.