

# Tournevis d'électricien plat SLIM (mince) à lame isolée VDE 1000V TBI

604VDEETBI



## Profils



## Normes

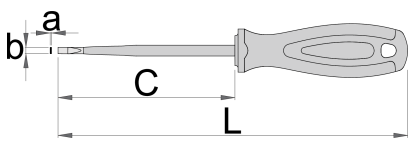
DIN EN IEC 60900 (VDE 0682-201):2019-04; EN IEC 60900:2018



## Description produit

- Lame : acier Chrome Vanadium Premium Hard
- Extrémité brunie
- Poignée ergonomique TBI
- Manche tri-matières
- Trou pour suspension sur crochet
- Conçu selon la Norme DIN EN IEC 60900 (VDE 0682-201):2019-04; EN IEC 60900:2018

## Avantages :

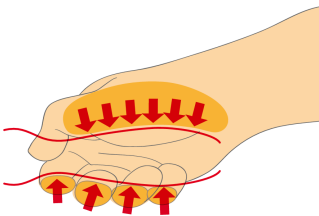
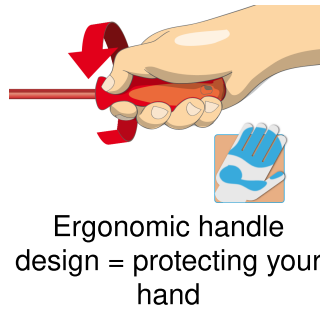
- Modèle à lame mince
- Avec sa lame mince, ce tournevis possède les mêmes fonctionnalités et donne la même sécurité au travail qu'un tournevis isolé standard.
- Sa lame mince permet de travailler dans des endroits difficilement accessibles.



	axb	c	L	
624063	0.6 x 3.5	100	185	37
624064	0.8 x 4.0	100	185	39
624065	1.0 x 5.5	125	225	74

\* Les images des produits ne sont pas contractuelles. Toutes les dimensions sont en mm, les poids en grammes.

### Utilisation (pictures)



### Safety tips



- Use a screw holding screwdriver to get screws started in awkward, hard-to-reach areas.
- Use a stubby screwdriver in close quarters where a conventional screwdriver cannot be used.
- A rounded tip should be redressed with a file; make sure edges are straight.
- Screwdrivers used in the shop are best stored in a rack. This way, the proper selection of the right screwdriver can be quickly made.



- Don't use pliers on the handle of a screwdriver to get extra turning power. A wrench should only be used on the square shank or bolster of a screwdriver that is especially designed for that purpose.
- Don't expose a screwdriver blade to excessive heat as it may reduce the hardness of the blade.
- Don't use a screwdriver with a split or broken handle.
- Don't use a regular screwdriver to check a storage battery or to determine if an electrical

- Keep the screwdriver handle clean; a greasy handle is apt to cause accidents.
- A screwdriver should never be used as pry bar. If it is overstressed in this manner, the blade might break and send a particle of steel into the operator's arm or even towards his eyes.
- VDE tools that have several parts, have to be assembled correctly before use.
- When working with VDE tools avoid contact with water.

circuit is live.

- Don't use tools that shows sign of wear and have the second layer of plastic visible.