

# Combination pliers

406/1BI



## Profiles

---



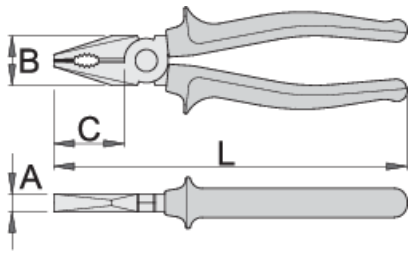
## Standards



---

ISO 5746


## Product features

- material: premium plus carbon steel
- drop forged, entirely hardened and tempered
- cutting edges induction hardened
- head polished
- surface finish: chrome plated to standard ISO 1456:2009
- heavy duty double - component handles
- jet stamp UNIOR
- made according to standard ISO 5746



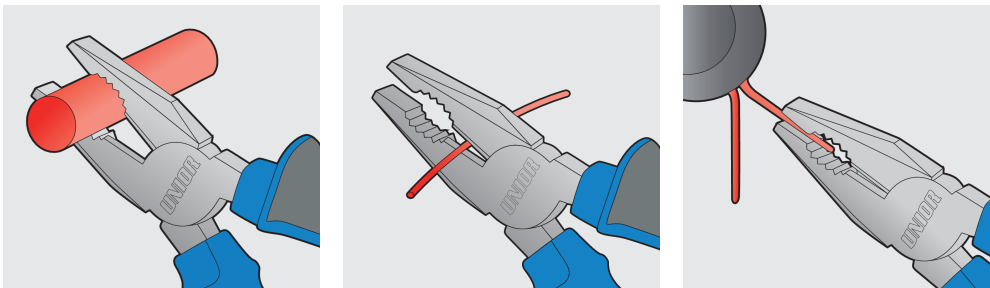
	L	B	C	A	
607870	160	24	35	9.5	224
607871	180	27	38	10	274
607872	200	29	41	10.5	341
608354	220	32	47	11	421

cutting capacity (10N=1kg)

	L	max 1600 N/mm <sup>2</sup> Ø↑	max 650 N/mm <sup>2</sup> Ø↑
607870	160	1,6	2,0
607871	180	1,8	2,5
607872	200	2,0	2,5
608354	220	2,0	3,0

\* Images of products are symbolic. All dimensions are in mm, and weight in grams. All listed dimensions may vary in tolerance.

Usage (pictures)



## Safety tips



- Pliers should be oiled regularly. A drop of oil at the hinge will lengthen the tool life and assure easy operation.



- Don't use pliers for cutting hardened wire, unless specifically manufactured for this purpose.
- Don't expose pliers to excessive heat. This may ruin the tool.

- When cutting wire with pliers, you should always wear glasses or goggles.
- Handles are provided for comfort. They are not intended to give user any degree of protection against electric shocks and should never be used on live electric circuits.
- Don't use pliers as a hammer.
- Don't hammer on the handles. They may crack or break.
- Don't extend the length of plier handles to secure greater leverage.
- Don't use pliers on nuts or bolts. A wrench will do a better job and with less risk of damage to the fastener.

## Frequently asked questions

**The head profile on the screw has deformed to such an extent that it cannot be unscrewed with a screwdriver. Which Unior tool can be used in this case?**

407/4DP screw pliers are the best choice for unscrewing screws with a damaged head profile.