

Kliješta kombinirana

406/1BI



Profili

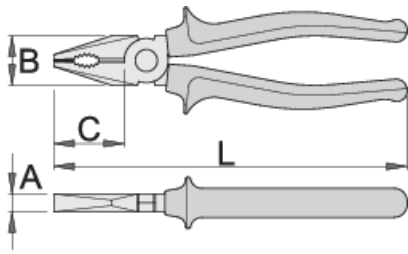


Standardi

ISO 5746

Atributi proizvoda

- materijal: Premium plus alatni čelik
- kovana, potpuno poboljšana i ojačana
- rezni rubovi induktivno kaljeni
- čeljusti polirane
- završna obrada: kromiranje po standardu ISO 1456:2009
- robusne ručke izolirane dvokomponentnim navlakama
- ubrizgan logo UNIORD
- izrađena prema standardu ISO 5746



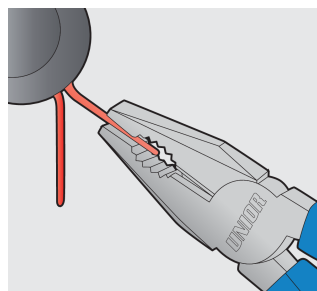
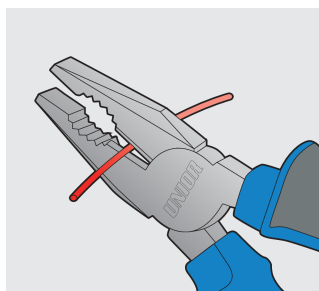
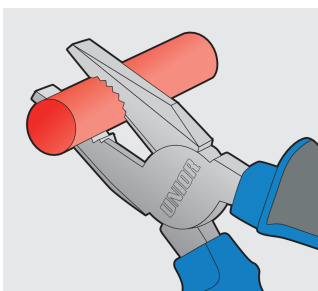
	L	B	C	A	
607870	160	24	35	9.5	224
607871	180	27	38	10	274
607872	200	29	41	10.5	341
608354	220	32	47	11	421

sposobnost rezanja (10N=1kg)

	L	max 1600 N/mm ² Ø↑	max 650 N/mm ² Ø↑
607870	160	1,6	2,0
607871	180	1,8	2,5
607872	200	2,0	2,5
608354	220	2,0	3,0

* Slike proizvoda su simbolične. Sve dimenzije su u mm, masa je u g.

Upotreba (pictures)



Safety tips



- Pliers should be oiled regularly. A drop of oil at the hinge will lengthen the tool life and assure easy operation.
- When cutting wire with pliers, you should always wear glasses or goggles.



- Don't use pliers for cutting hardened wire, unless specifically manufactured for this purpose.
- Don't expose pliers to excessive heat. This may ruin the tool.
- Don't use pliers as a hammer.

- Handles are provided for comfort. They are not intended to give user any degree of protection against electric shocks and should never be used on live electric circuits.

- Don't hammer on the handles. They may crack or break.

- Don't extend the length of plier handles to secure greater leverage.

- Don't use pliers on nuts or bolts. A wrench will do a better job and with less risk of damage to the fastener.

Frequently asked questions

The head profile on the screw has deformed to such an extent that it cannot be unscrewed with a screwdriver. Which Unior tool can be used in this case?

407/4DP screw pliers are the best choice for unscrewing screws with a damaged head profile.