

钢丝钳

405/4G



配置文件

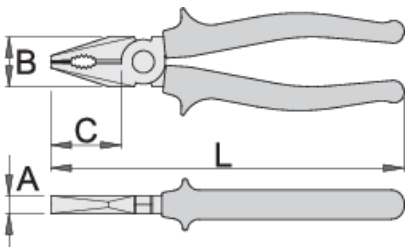



标准

ISO 5746

产品属性

- 材料：特种工具钢
- 落锻，完全淬火与回火
- 切削刃感应淬火
- 头表面处理：细磨
- 表面处理：根据DIN12476标准进行磷酸盐处理
- 重型塑料把手
- 根据ISO5746标准生产



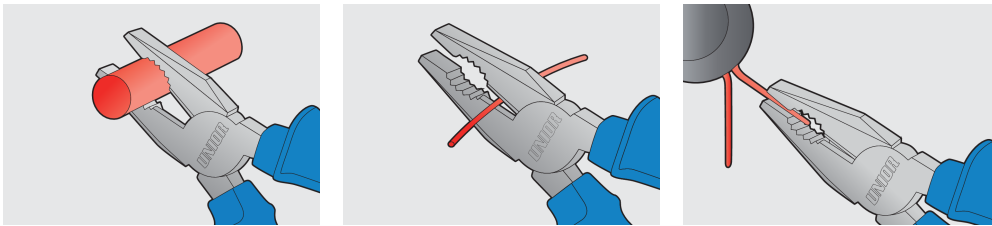
|  | L | B | C | A |  |
|---------------------------------------------------------------------------------|-----|----|----|------|------------------------------------------------------------------------------------|
| 608668 | 160 | 24 | 35 | 9.5 | 224 |
| 608669 | 180 | 27 | 38 | 10 | 273 |
| 608670 | 200 | 29 | 41 | 10.5 | 351 |

cutting capacity (10N=1kg)

|  | L | max 1560 N/mm ² Ø↑ | max 750 N/mm ² Ø↑ |
|----------------------------------------------------------------------------------|-----|-------------------------------|------------------------------|
| 608668 | 160 | 1,6 | 2,0 |
| 608669 | 180 | 1,8 | 2,5 |
| 608670 | 200 | 2,0 | 2,5 |

* Images of products are symbolic. All dimensions are in mm, and weight in grams. All listed dimensions may vary in tolerance.

用途 (pictures)



Safety tips



- Pliers should be oiled regularly. A drop of oil at the hinge will lengthen the tool life and assure easy operation.
- When cutting wire with pliers, you should always wear glasses or goggles.
- Handles are provided for comfort. They are not intended to give user any degree of protection against electric shocks and should never be used on live electric circuits.



- Don't use pliers for cutting hardened wire, unless specifically manufactured for this purpose.
- Don't expose pliers to excessive heat. This may ruin the tool.
- Don't use pliers as a hammer.
- Don't hammer on the handles. They may crack or break.
- Don't extend the length of plier handles to secure greater leverage.
- Don't use pliers on nuts or bolts. A wrench will do a better job and with less risk of damage to the fastener.