

# Комбинирани клешти

405/1BI



## Profiles

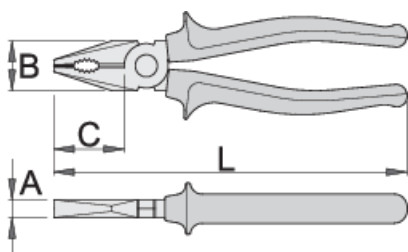




## Standards

ISO 5746


## Product features

- материјал: специјален плус јаглороден челик
- ковани, целосно појачани и калени
- ивиците за сечење се индукционо појачани
- полирани челусти
- завршна површина: хромирани по стандард ISO 1456:2009
- двокомпонентни робусни изолирани рачки
- изработени според стандард ISO 5746



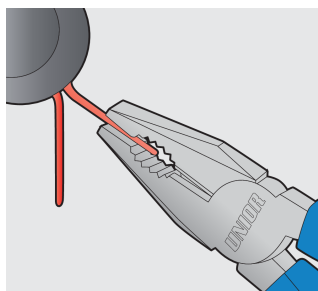
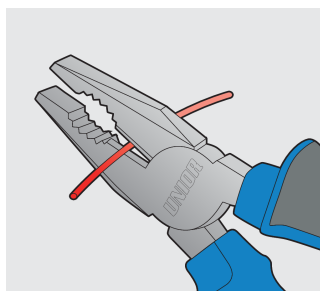
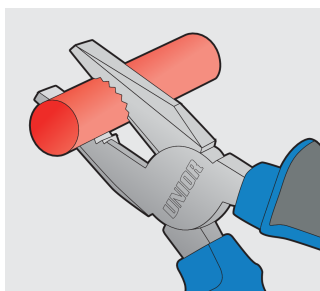
	L	B	C	A	
607867	160	24	35	9.5	224
607868	180	27	38	10	273
607869	200	29	41	10.5	351

### Комбинирани клешти капацитет на сечење (10N=1kg)

	L	max 1560 N/mm <sup>2</sup> Ø↑	max 750 N/mm <sup>2</sup> Ø↑
607867	160	1,6	2,0
607868	180	1,8	2,5
607869	200	2,0	2,5

\* Сликите на производите се симболични. Сите димензии се во мм, тежината е во грамови. Сите наведени димензии може да се разликуваат во ниво на толеранција

### Usage (pictures)



### Safety tips



- Pliers should be oiled regularly. A drop of oil at the hinge will lengthen the tool life and assure easy operation.
- When cutting wire with pliers, you should always wear glasses or goggles.
- Handles are provided for comfort. They are not intended to give user any degree of protection against electric shocks and should never be used on live electric circuits.



- Don't use pliers for cutting hardened wire, unless specifically manufactured for this purpose.
- Don't expose pliers to excessive heat. This may ruin the tool.
- Don't use pliers as a hammer.
- Don't hammer on the handles. They may crack or break.
- Don't extend the length of plier handles to secure greater leverage.
- Don't use pliers on nuts or bolts. A wrench will do a better job and with less risk of damage to the fastener.