

# Tubular box wrench

215/2



## Profiles

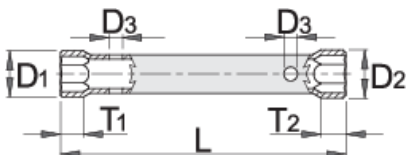





## Standards




DIN 896

## Product features

- material: premium chrome vanadium steel
- entirely hardened and tempered
- surface finish: chrome plated according to ISO 1456:2009
- made according to standard DIN 896 (only metric dimension)



		L	D1	D2	D3	T1	T2	
600696	6 x 7	105	10	11.2	6.3	8	8	28
600697	8 x 9	105	12.7	14	6.3	9	9	39
600698	8 x 10	120	12.8	15	6.3	8	8	64

		L	D1	D2	D3	T1	T2	
600699	10 x 11	120	15.5	16.7	6.3	10	10	64
600700	12 x 13	140	18.2	19.5	8.5	12	12	104
600717	13 x 17	150	20	24.6	10.5	13	13	144
600701	14 x 15	140	21.2	22.3	8.5	14	14	134
600718	14 x 17	150	21.2	24.6	10.5	13	13	142
600702	16 x 17	150	23.5	24.6	10.5	15	15	158
600719	17 x 19	160	24.6	27	12.5	16	16	183
600703	18 x 19	155	25.8	27	12.5	16	16	184
605044	19 x 22	170	27	31.4	12.5	18	18	266
607960	19 x 24	160	27	33.7	14.5	20	20	230
600705	20 x 22	165	29	31.4	12.5	18	18	269
600706	21 x 23	165	30.3	32.5	14.5	20	20	282
607962	22 x 24	160	31.4	33.7	14.5	20	20	299
600707	24 x 26	185	33.7	36	14.5	22	22	356
600723	24 x 27	190	33.7	37.2	14.5	22	22	374
600708	25 x 28	200	34.8	38.3	16.5	24	24	432
600709	27 x 32	200	38.1	44	16.5	27	27	536
602557	30 x 32	200	41.6	44	16.5	27	27	585
603128	30 x 36	215	42.6	49.6	18.5	28	28	730
618577	50 x 55	235	63	68	21	39	75	2030

\* Images of products are symbolic. All dimensions are in mm, and weight in grams. All listed dimensions may vary in tolerance.

## Spare parts

—— Rod for 215/2