

Double ended offset socket wrench

176

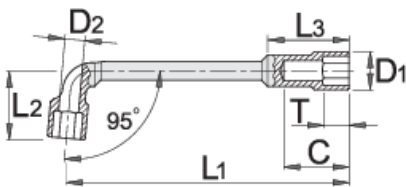


Profiles






Product features

- material: premium chrome vanadium steel
- drop forged, entirely hardened and tempered
- surface finish: chrome plated according to ISO 1456:2009

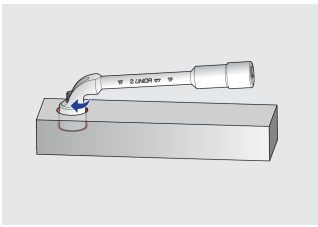


Barcode	mm	L1	L2	C	D1	T	L3	D2	Icon
609102	6	104,5	22	22	11	7	29	5	44
609103	7	108	25	23	12	8	30,5	5	47
609104	8	113	26	27	13	10	30	6,5	76
609105	9	118	27	29	14,5	10	33	7	78
609106	10	123	31	32	16	11	35	7,5	123

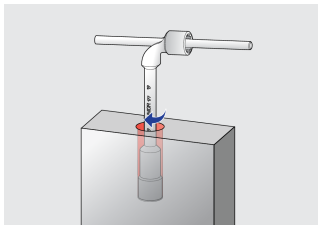
		L1	L2	C	D1	T	L3	D2	
609107	11	128,5	32	31	17	12	37	7,5	125
609108	12	135	33	34	18	12	40	8,5	161
609109	13	143	36,5	40	19	14	47	9	186
609110	14	149,5	40	41	21	14	48	10,5	226
609111	15	163	41,5	43	22,5	15	50	11	236
609112	16	173	46,5	47	24	17	54	13	340
609113	17	184,5	46,5	49	25	18	56	13	360
609114	18	198	49	51,5	26,5	19,5	58	13	411
609115	19	204	52	52,5	28	20,5	62	14	445
609116	20	207	53,5	54,5	30	21,5	63	14	495
609117	21	216	57	57,5	30,5	23,5	65	15	487
609118	22	231	57	58	32	23,5	67	16	590
609119	23	238	62	64,5	33,5	24,5	74	18	640
609120	24	249	64,5	68,5	34	25,5	77	18	713
609121	25	260	67	69,5	36	25,5	79	19,5	703
609122	26	270,5	68	70	36	27	81	22	876
609123	27	280	68	71	37	25,5	80	20	867
609124	28	290,5	70	73,5	38,5	27,5	84	21	1045
609125	29	298,5	72	78,5	41	28,5	90	22	1140
609126	30	311	75	80,5	42	28,5	93	23	1257
609127	32	330,5	79	82,5	45	28,5	95	24	1434
609128	35	340	90	97,5	48	35,5	108	25	2200
609129	36	376	80	86	50	30	100	25	2235

* Images of products are symbolic. All dimensions are in mm, and weight in grams. All listed dimensions may vary in tolerance.

Usage (pictures)



The shape and the opening of the wrench enable screwing the nuts on the long threads.



Through its deep profile the wrench works also as a sockets wrench by long nuts and threads.

Photo (pictures)

