


# Set de capete chei tubulare in modul de spuma SOS

964/47SOS



## Profile

---



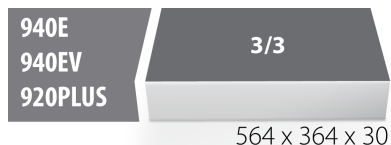
## Caracteristicile produsului















- Tool tray dimension: 564 x 364 x 30 mm
- Compatible with drawers of Eurostyle, Eurovision, Euromotion, Europlus and Hercules (front drawers) line



## Set includes:

- 11x socket 1/4", 12 point (article 188/2 12P) dim. 5, 5.5, 6, 7, 8, 9, 10, 11, 12, 13, 14
- 18x screwdriver socket 1/4"; hex (article 187/2HX dim. 3, 4, 5, 6, 7), TX profile (article 187/2TX dim. TX8, TX10, TX15, TX20, TX25, TX27, TX30, TX40), crosstip (article 187/2PH dim. PH 1, PH 2), flat (article 187/2SL dim. 0.8x4, 1,0x5,5, 1,2x7)
- 1X Reversible ratchet 1/4"
- accessories 1/4"; 1x sliding T - handle, 2x extension bar (55, 150mm), 1x universal joint
- 1x spinner handle 1/4"
- 20x socket 1/2", 6 point (article 190/1 6P) dim. 10, 11, 12, 13, 14, 15, 16, 17, 18, 19, 20, 21, 22, 23, 24, 26, 27, 28, 30, 32
- 1X Reversible ratchet 1/2"

- accessories 1/2"; 1x sliding T - handle, 2x extension bar (125, 250mm), 1x universal joint
- 4x pin punch (article 641/6) dim. 3, 4, 5, 6
- 1x centre punch (article 642/6) in dim. 5
- 2x flat chisel (article 660/6) in dim. 150, 200



Denumirea Produsului	SKU	Articol	Dimensiuni	Cantitate
Set de capete chei tubulare in modul de spuma SOS	623988	964/47SOS	-	67
Capat cheie tubulara 1/4"		188/2 6p	5, 5.5, 6, 7, 8, 9, 10, 11, 12, 13, 14	11
Capete chei tubulare cu hexagon exterior 1/4"		187/2HX	3, 4, 5, 6, 7	5
Capete chei tubulare cu cap profil PH exterior 1/4"		187/2PH	PH 1, PH 2	2
capete chei tubulare cu cap surubelnita exterior 1/4"		187/2SL	0.8 x 4, 1,0 x 5,5, 1,2 x 7	3
capete chei tubulare cu cap profil TX exterior 1/4"		187/2TX	TX 8, TX 10, TX 15, TX 20, TX 25, TX 27, TX 30, TX 40	8
Antrenor cu clichet reversibil 1/4"		188.1/1ABI	1/4"	1
Antrenor cu parghie glisanta 1/4"		188.3/2	1/4"	1
Prelungitor 1/4"		188.4/2	1/4"x150, 1/4"x55	2
Intermediar cardanic 1/4"		188.6/2	1/4"	1
Surubelnita cu patrat de 1/4"		188.8	1/4"	1
Capete chei tubulare 1/2"		190/1 6p	10, 11, 12, 13, 14, 15, 16, 17, 18, 19, 20, 21, 22, 23, 24, 26, 27, 28, 30, 32	20
Antrenor cu clichet reversibil 1/2"		190.1/1ABI	1/2"	1
Antrenor cu parghie glisanta 1/2"		190.3/1	1/2"	1
Prelungitor lung cap sferic 1/2"		190.4/1S	1/2"x125, 1/2"x250	2
Intermediar cardanic 1/2"		190.6/2	1/2"	1
Dornuri		641/6	3, 4, 5, 6	4

Denumirea Produsului	SKU	Articol	Dimensiuni	Cantitate
Punctatoare		642/6	5	1
Dalta lata		660/6	150, 200	2
Modul spuma SOS pentru 964/47SOS		VL964/47SOS	564x364x30	1

\* Imaginea produsului este simbolica.Toate dimensiunile sunt exprimate în mm,greutatea în grame.