

Garnitura alata u SOS ulošku

964/46SOS



Profili



Atributi proizvoda

- Dimenzija uloška: 564 x 364 x 30 mm
- Za Eurostyle, Eurovision, Euromotion, Europlus i Hercules ladice za kolica (prednje ladice)






Set sadrži:

- 17x ključ viljuškasto-okasti, dugi (artikal 120/1) dim. 6, 7, 8, 9, 10, 11, 12, 13, 14, 15, 16, 17, 18, 19, 21, 22, 24
- 9x ključ imbus (artikal 220/3) dim. 1.5, 2, 2.5, 3, 4, 5, 6, 8, 10 na plastičnom stalku
- 6x izvijač plosnati TBI (artikal 605TBI) dim. 0.4x2.5x75, 0.5x3.0x80, 0.6x3.5x100, 0.8x4.0x100, 1.2x6.5x150, 1.2x8.0x175
- 2x izvijač križni (PH) TBI (artikal 615TBI) dim. PH 1x80, PH 2x100
- 1x izvijač plosnati kratki TBI (artikal 627TBI) dim. 1.0x5.5x25
- 1x izvijač križni (PH) kratki TBI (artikal 626TBI) dim. PH 2x25

940E
940EV
920PLUS

3/3

564 x 364 x 30

Naziv proizvoda	SKU	Članak	Standardi	Količina
Garnitura alata u SOS uložku	623987	964/46SOS	-	36
Ključ viljuškasto-okasti, dugi		120/1	6, 7, 8, 9, 10, 11, 12, 13, 14, 15, 16, 17, 18, 19, 21, 22, 24	17
Garnitura imbus ključeva, na plastičnom stalku		220/3PH		1
Izvijač plosnati TBI		605TBI	0.4 x 2.5x75, 0.5 x 3.0x80, 0.6 x 3.5x100, 0.8 x 4.0x100, 1.2 x 6.5x150, 1.2 x 8.0x175	6
Izvijač križni (PH) TBI		615TBI	PH 1x80, PH 2x100	2
Izvijač plosnati kratki TBI		627TBI	1.0 x 5.5x25	1
Izvijač križni (PH) kratki TBI		626TBI	PH 2x25	1
SOS uložak za garnituru alata od 36 dijelova 964/46SOS		VL964/46SOS	564x364x30	1

* Slike proizvoda su simbolične. Sve dimenzije su u mm, masa je u g.

Safety tips



- Use a screw holding screwdriver to get screws started in awkward, hard-to-reach areas.
- Use a stubby screwdriver in close quarters where a conventional screwdriver cannot be used.
- A rounded tip should be redressed with a file; make sure edges are straight.
- Screwdrivers used in the shop are best stored in a rack. This way, the proper selection of the right screwdriver can be quickly made.
- Keep the screwdriver handle clean; a greasy handle is apt to cause accidents.
- A screwdriver should never be used as pry bar. If it is overstressed in this manner, the blade might break and send a particle of steel into the operator's arm or even towards his eyes.



- Don't use pliers on the handle of a screwdriver to get extra turning power. A wrench should only be used on the square shank or bolster of a screwdriver that is especially designed for that purpose.
- Don't expose a screwdriver blade to excessive heat as it may reduce the hardness of the blade.
- Don't use a screwdriver with a split or broken handle.
- Don't use a regular screwdriver to check a storage battery or to determine if an electrical circuit is live.