

Jeu de clés et tournevis en module mousse SOS

964/46SOS



Profils








Description produit

- Dimensions du module : 564 x 364 x 30 mm
- Compatible avec les tiroirs des gammes Eurostyle, Eurovision, Euromotion, Europlus et Hercules (tiroirs de devant)

Le jeu comprend :

- 17 clés mixtes longues (réf 120/1) dim 6, 7, 8, 9, 10, 11, 12, 13, 14, 15, 16, 17, 18, 19, 21, 22, 24
- 9 clés 6 pans mâles (réf 220/3) dim 1.5, 2, 2.5, 3, 4, 5, 6, 8, 10 sur support plastique
- 6 tournevis plats TBI (réf 605TBI) dim 0.4x2.5x75, 0.5x3.0x80, 0.6x3.5x100, 0.8x4.0x100, 1.2x6.5x150, 1.2x8.0x175
- 2 tournevis PHILLIPS TBI (réf 615TBI) dim PH 1x80, PH 2x100
- 1 tournevis plat manche boule TBI (réf 627TBI) dim 1.0x5.5x25
- 1 tournevis PHILLIPS manche boule TBI (réf 626TBI) dim PH 2x25

Nom du produit	SKU	Article	Dimensions	Quantité
Jeu de clés et tournevis en module mousse SOS	623987	964/46SOS	-	36
Clé mixte longue		120/1	6, 7, 8, 9, 10, 11, 12, 13, 14, 15, 16, 17, 18, 19, 21, 22, 24	17
Jeu de clés 6 pans mâles sur support PVC		220/3PH		1
Tournevis TBI mécanicien pour vis à fente		605TBI	0.4 x 2.5x75, 0.5 x 3.0x80, 0.6 x 3.5x100, 0.8 x 4.0x100, 1.2 x 6.5x150, 1.2 x 8.0x175	6
Tournevis TBI pour vis à empreinte PHILLIPS		615TBI	PH 1x80, PH 2x100	2
Tournevis Boule TBI pour vis à fente		627TBI	1.0 x 5.5x25	1
Tournevis Boule TBI pour vis à empreinte PHILLIPS		626TBI	PH 2x25	1
Module mousse SOS pour 964/46SOS		VL964/46SOS	564x364x30	1

* Les images des produits ne sont pas contractuelles. Toutes les dimensions sont en mm, les poids en grammes.

Safety tips



- Use a screw holding screwdriver to get screws started in awkward, hard-to-reach areas.
- Use a stubby screwdriver in close quarters where a conventional screwdriver cannot be used.
- A rounded tip should be redressed with a file; make sure edges are straight.
- Screwdrivers used in the shop are best stored in a rack. This way, the proper selection of the right screwdriver can be quickly made.
- Keep the screwdriver handle clean; a greasy handle is apt to cause accidents.
- A screwdriver should never be used as pry bar. If it is overstressed in this manner, the blade



- Don't use pliers on the handle of a screwdriver to get extra turning power. A wrench should only be used on the square shank or bolster of a screwdriver that is especially designed for that purpose.
- Don't expose a screwdriver blade to excessive heat as it may reduce the hardness of the blade.
- Don't use a screwdriver with a split or broken handle.
- Don't use a regular screwdriver to check a storage battery or to determine if an electrical circuit is live.

might break and send a particle of steel into the operator's arm or even towards his eyes.