

Chain tool

Hidden

1647HOBBY/4P



Profiles

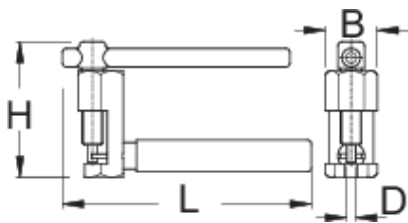




Product features

- Designed for 5-11 speed chains
- Comfortable dipped handles
- Large pin driving handle makes it easy to use

How to use the tool:

- The basic screw type chain tool is intended for home users. The simple tightening of the spindle fits the chain pin perfectly. The ergonomic design makes it precise and easy to use.



	D	B	L	H	
625731	3,4	19,6	92	51	119

* Images of products are symbolic. All dimensions are in mm, and weight in grams. All listed dimensions may vary in tolerance.