

Гарнитура клешти во картонска кутија

402B





Profiles




Product features

Гарнитурата вклучува:

- 1 x комбинирана клешта (article 406/4G) dim. 180
- 1 x сечици странични (461/4G) dim. 160
- 1 x клешти папагалки (article 445/4G) dim. 240

| Product name | SKU | Article | Dimensions | Quantity |
|--------------------------------------|---|---------|------------|----------|
| Гарнитура клешти во картонска кутија | 617933 | 402B | - | 3 |
| Комбинирана клешта |  | 406/4G | 180 | 1 |
| Сечици странични |  | 461/4G | 160 | 1 |

| Product name | SKU | Article | Dimensions | Quantity |
|------------------|---|---------|------------|----------|
| Клешти папагалки |  | 445/4G | 240 | 1 |

* Сликите на производите се симболични. Сите димензии се во мм, тежината е во грамови. Сите наведени димензии може да се разликуваат во ниво на толеранција

Safety tips



- Pliers should be oiled regularly. A drop of oil at the hinge will lengthen the tool life and assure easy operation.
- When cutting wire with pliers, you should always wear glasses or goggles.
- Handles are provided for comfort. They are not intended to give user any degree of protection against electric shocks and should never be used on live electric circuits.



- Don't use pliers for cutting hardened wire, unless specifically manufactured for this purpose.
- Don't expose pliers to excessive heat. This may ruin the tool.
- Don't use pliers as a hammer.
- Don't hammer on the handles. They may crack or break.
- Don't extend the length of plier handles to secure greater leverage.
- Don't use pliers on nuts or bolts. A wrench will do a better job and with less risk of damage to the fastener.