

# Pliers set in carton box

402B






## Profiles



## Product features

### Set includes:

- 1x combination pliers (article 406/4G) dim. 180
- 1x diagonal cutting nippers (article 461/4G) dim. 160
- 1x double groove joint pliers (article 445/4G) dim. 240

| Product name               | SKU                                                                                 | Article | Dimensions | Quantity |
|----------------------------|-------------------------------------------------------------------------------------|---------|------------|----------|
| Pliers set in carton box   | 617933                                                                              | 402B    | -          | 3        |
| Combination pliers         |  | 406/4G  | 180        | 1        |
| Diagonal cutting nippers   |  | 461/4G  | 160        | 1        |
| Double groove joint pliers |  | 445/4G  | 240        | 1        |

\* Images of products are symbolic. All dimensions are in mm, and weight in grams. All listed dimensions may vary in tolerance.

## Safety tips



- Pliers should be oiled regularly. A drop of oil at the hinge will lengthen the tool life and assure easy operation.
- When cutting wire with pliers, you should always wear glasses or goggles.
- Handles are provided for comfort. They are not intended to give user any degree of protection against electric shocks and should never be used on live electric circuits.



- Don't use pliers for cutting hardened wire, unless specifically manufactured for this purpose.
- Don't expose pliers to excessive heat. This may ruin the tool.
- Don't use pliers as a hammer.
- Don't hammer on the handles. They may crack or break.
- Don't extend the length of plier handles to secure greater leverage.
- Don't use pliers on nuts or bolts. A wrench will do a better job and with less risk of damage to the fastener.