

# Set klešta u kartonskoj kutiji

402A






## Profili



## Opis proizvoda

### Sadržaj:

- 1 kom kombinovanih klešta (art. 406/1BI), dim. 180 mm
- 1 kom kosih sečica (art. 461/1BI), dim. 160 mm
- 1 kom. papagaj klešta (art. 445/1BI), dim. 240 mm

Naziv proizvoda	SKU	Artikal	Dimenzije	Količina
Set klešta u kartonskoj kutiji	617818	402A	-	3
Klešta kombinovana		406/1BI	180	1
Sečice kose		461/1BI	160	1
Klešta papagaj		445/1BI	240	1

\* Fotografije proizvoda su simbolične. Sve dimenzije su u mm, a težina u gramima. Sve navedene dimenzije mogu odstupati u granicama tolerancija.

## Pravilna upotreba



- Pliers should be oiled regularly. A drop of oil at the hinge will lengthen the tool life and assure easy operation.
- When cutting wire with pliers, you should always wear glasses or goggles.
- Handles are provided for comfort. They are not intended to give user any degree of protection against electric shocks and should never be used on live electric circuits.



- Don't use pliers for cutting hardened wire, unless specifically manufactured for this purpose.
- Don't expose pliers to excessive heat. This may ruin the tool.
- Don't use pliers as a hammer.
- Don't hammer on the handles. They may crack or break.
- Don't extend the length of plier handles to secure greater leverage.
- Don't use pliers on nuts or bolts. A wrench will do a better job and with less risk of damage to the fastener.