

Set de clesti in display de carton

402A




Profile





Caracteristicile produsului

Set includes:

- 1x combination pliers (article 406/1BI) dim. 180
- 1x diagonal cutting nippers (article 461/1BI) dim. 160
- 1x double groove joint pliers (article 445/1BI) dim. 240

Denumirea Produsului	SKU	Articol	Dimensiuni	Cantitate
Set de clesti in display de carton	617818	402A	-	3
Clesti combinati		406/1BI	180	1

Denumirea Produsului	SKU	Articol	Dimensiuni	Cantitate
Clesti tais lateral		461/1BI	160	1
Clesti reglabili cu caneluri		445/1BI	240	1

* Imaginea produsului este simbolica.Toate dimensiunile sunt exprimate în mm,greutatea în grame.

Safety tips



- Pliers should be oiled regularly. A drop of oil at the hinge will lengthen the tool life and assure easy operation.
- When cutting wire with pliers, you should always wear glasses or goggles.
- Handles are provided for comfort. They are not intended to give user any degree of protection against electric shocks and should never be used on live electric circuits.



- Don't use pliers for cutting hardened wire, unless specifically manufactured for this purpose.
- Don't expose pliers to excessive heat. This may ruin the tool.
- Don't use pliers as a hammer.
- Don't hammer on the handles. They may crack or break.
- Don't extend the length of plier handles to secure greater leverage.
- Don't use pliers on nuts or bolts. A wrench will do a better job and with less risk of damage to the fastener.