

# Pliers set in carton box

402A




## Profiles





## Product features

Set includes:

- 1x combination pliers (article 406/1BI) dim. 180
- 1x diagonal cutting nippers (article 461/1BI) dim. 160
- 1x double groove joint pliers (article 445/1BI) dim. 240

| Product name             | SKU   | Article | Dimensions | Quantity |
|--------------------------|---|---------|------------|----------|
| Pliers set in carton box | 617818  | 402A    | -          | 3        |
| Combination pliers       |  | 406/1BI | 180        | 1        |

| Product name               | SKU   | Article | Dimensions | Quantity |
|----------------------------|---|---------|------------|----------|
| Diagonal cutting nippers   |  | 461/1BI | 160        | 1        |
| Double groove joint pliers |  | 445/1BI | 240        | 1        |

\* Images of products are symbolic. All dimensions are in mm, and weight in grams. All listed dimensions may vary in tolerance.

## Safety tips



- Pliers should be oiled regularly. A drop of oil at the hinge will lengthen the tool life and assure easy operation.
- When cutting wire with pliers, you should always wear glasses or goggles.
- Handles are provided for comfort. They are not intended to give user any degree of protection against electric shocks and should never be used on live electric circuits.



- Don't use pliers for cutting hardened wire, unless specifically manufactured for this purpose.
- Don't expose pliers to excessive heat. This may ruin the tool.
- Don't use pliers as a hammer.
- Don't hammer on the handles. They may crack or break.
- Don't extend the length of plier handles to secure greater leverage.
- Don't use pliers on nuts or bolts. A wrench will do a better job and with less risk of damage to the fastener.