

# Pliers set in carton box

402A




## Profiles





## Product features

### Set includes:

- 1x combination pliers (article 406/1BI) dim. 180
- 1x diagonal cutting nippers (article 461/1BI) dim. 160
- 1x double groove joint pliers (article 445/1BI) dim. 240

Product name	SKU	Article	Dimensions	Quantity
Pliers set in carton box	617818	402A	-	3
Combination pliers		406/1BI	180	1

Product name	SKU	Article	Dimensions	Quantity
Diagonal cutting nippers		461/1BI	160	1
Double groove joint pliers		445/1BI	240	1

\* Images of products are symbolic. All dimensions are in mm, and weight in grams. All listed dimensions may vary in tolerance.

## Safety tips



- Pliers should be oiled regularly. A drop of oil at the hinge will lengthen the tool life and assure easy operation.
- When cutting wire with pliers, you should always wear glasses or goggles.
- Handles are provided for comfort. They are not intended to give user any degree of protection against electric shocks and should never be used on live electric circuits.



- Don't use pliers for cutting hardened wire, unless specifically manufactured for this purpose.
- Don't expose pliers to excessive heat. This may ruin the tool.
- Don't use pliers as a hammer.
- Don't hammer on the handles. They may crack or break.
- Don't extend the length of plier handles to secure greater leverage.
- Don't use pliers on nuts or bolts. A wrench will do a better job and with less risk of damage to the fastener.