
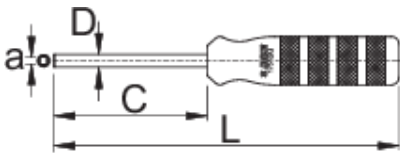




# Inverted square nipple driver

1751/2Q



## Profiles



|  | a           | C  | D   | L   |  |
|--|-------------|----|-----|-----|---|
| 623298   | 3,35 x 3,35 | 80 | 6,5 | 180 | 150   |

\* Images of products are symbolic. All dimensions are in mm, and weight in grams. All listed dimensions may vary in tolerance.

## Usage (pictures)

