

Trusa capete chei tubulare 1/4" in cutie metalica

188BI6P16INCH



Profile








Caracteristicile produsului

- Dimensiunea cutiei : 197 x 105 x 38

Set includes:

- 11x socket 1/4", 6 point (article 188/2 6P) dim. 3/16", 7/32", 1/4", 9/32", 5/16", 11/32", 3/8", 13/32", 7/16", 1/2", 9/16"
- 1X Reversible ratchet 1/4"
- accessories 1/4"; 1x swivel handle, 1x sliding T - handle, 2x extension bar (55, 150mm)

Denumirea Produsului	SKU	Articol	Dimensiuni	Cantitate
Trusa capete chei tubulare 1/4" in cutie metalica	619413	188BI6P16INCH	3/16" - 9/16"	16
Antrenor cu clichet reversibil 1/4"		188.1/1ABI	1/4"	1
Antrenor articulat cu maner		188.2/2BI	1/4"	1
Antrenor cu parghie glisanta 1/4"		188.3/2	1/4"	1
Prelungitor 1/4"		188.4/2	1/4"x55, 1/4"x150	2
Capat cheie tubulara 1/4"		188/2 6p	3/16", 7/32", 1/4", 9/32", 5/16", 11/32", 3/8", 13/32", 7/16", 1/2", 9/16"	11
Cutie metalica		981K1/4	1/4"x197x105x38	1

* Imaginea produsului este simbolica.Toate dimensiunile sunt exprimate în mm,greutatea în grame.