

Zapasowe szczęki do 721/6 i 721Q/6

722.1/7






Profile



Cechy produktu

- materiał: stal węglowa premium plus
- kute, całkowicie utwardzane i odpuszczane
- zestaw 2 sztuk

		
623083	80	138
619020	125	378
619021	150	1030
619023	200	1365

* Przedstawiony wygląd produktu jest orientacyjny. Wszystkie wymiary są w mm, podana waga w gramach

Wskazówki bezpieczeństwa



- Avoid clamping with heavy pressure on the corner of the vice jaws as it may break off a corner of a jaw.
- Replace a bent handle as soon as possible.
- Use bolts in all of the holes in the base of the vice.
- Use lock washers under the nuts.
- When work is held in a vice for sawing, saw as close to the jaws as possible to prevent vibrations. Be careful not to cut into the jaws.
- When clamping extra long work, support the far end of work rather than putting extra pressure on the vice.
- Regularly lightly oil all moving parts.
- If the threaded part of the vice is exposed, keep it free of chips and dirt.
- Discard any vice that exhibits the slightest hairline fracture.
- Always use a vice large enough to hold the work without strain.



- Don't use the jaws of a vice as an anvil.
- Never use an extension handle for extra clamping pressure.
- Never pound on the handle to tighten beyond hand pressure.
- Never try to repair a vice by welding or brazing.
- Don't try to bend a heavy rod in a light vice.