

# Alet arabası Europlus

920PLUS2



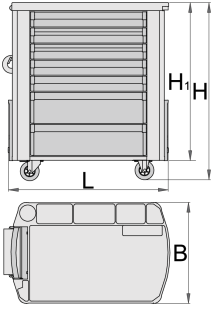
## Profiles



## Product features

- malzeme: sac metal
- kilitleme sistemi
- lock with key included also foam keyring
- kapatma kancalı tekdüze çekmece mekanizması
- çok amaçlı raf, ek çalışma alanı sağlar
- kıvraklığın ve sağlamlığın artırılması için yeni tekerleklerin çapı 125 mm
- darbe emici kauçuklar

- bilyalı sürgülü çekmeceler
- sentetik örtü çekmeceleri ve aletleri hasarlardan korur
- 7 çekmece (beş çekmecenin boyutları: 560x365x70mm, iki çekmecenin boyutları: 560x385x150mm)
- tutamak ve tekerleklerle temel ölçüler U 810 x G 510 x Y 945mm
- tekerlekler olmadan arabaların statik yük kapasitesi: 2000 kg
- tekerlekler olmadan arabaların statik yük kapasitesi: 2000 kg
- her çekmecenin maksimum kapasitesi: 45kg
- kadmiyum ve kurşun içermeyen renkle ekolojik lake kaplamalıdır
- toplam çekmece hacmi: 137 litre
- SOS alet tepsileri ile uyumlu çekmeceler 1/3, 2/3, 3/3
- aksesuar ekleme olanağı



	L	B	H	H1	
617101	810	510	945	796	75600

\* Ürünlerin resimleri semboliktir. Bütün boyutlar mm ve ağırlık gram cinsindendir.

## Usage (pictures)



## Accessories




Ara bölme takımı - 920PLUS için 4 parça



920PLUS için kağıt tutucu - maxi boy rulo



920PLUS için şişelik



920PLUS için ABS plakası



920PLUS, 940E ve 940EV için boş SOS alet tepsisi




920PLUS, 940E ve 940EV için boş SOS alet tepsisi

## Spare parts



Lock with keys



Bilyalı sürgü ray 940E1-9



Set of casters

## Safety tips



- Lock all your drawers before trying to roll the tool carriage into a new work area.
- Set the brakes on the locking casters after you have rolled the cabinet to your work area.
- Treat your tool carriage, tool chests, or tool boxes with respect.
- Always follow the prescribed max load capacity of individual drawers and the carriage as a whole.
- Always put heavier objects in the bottom drawers
- Always close drawers when not in use.
- Always follow manufacturer manual instructions regarding assembly and repair of your tools.



- Don't open two or more drawers at the same time, there is high chance of it tipping over.
- Don't throw tools into drawer, always put the tools in.
- Don't use an opened drawer as a working surface.
- Don't clean a lacquered surface with a solvent cleaner.
- Don't pull a tool carriage as you won't be able to see where you are headed. Push it in front of you so you can see where you are going.
- Don't stack a tool carriage with too many extra chests or tool trays; it may tip over at the most unexpected time.
- Don't roll a tool carriage with loose tools or parts on top of the carriage.
- Don't roll a tool carriage too quickly; a pot hole in the floor or some hardware on the floor may cause an accident.
- Don't overload the drawers; if you haven't got room for all of your tools, you need a larger tool carriage.
- Don't open up too many loaded drawers at a time; close each drawer before opening up

another. Heavily loaded opened drawers are an invitation to tipping.