

1/2" 内TX型套筒

191/1

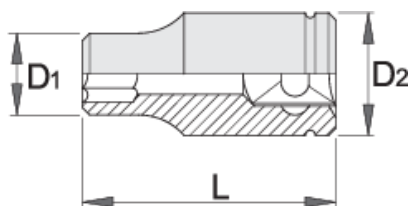




配置文件






产品属性

- 材料:优质铬钒钢
- 落锻, 完全淬火与回火
- 表面处理: 根据ISO 1456:2009标准镀铬
- 抛光



|  |  | D2 | D1 | L |  |
|--|---|----|----|----|---|
| 607141 | E 10 | 22 | 14 | 38 | 58 |
| 607142 | E 11 | 22 | 15 | 38 | 52 |

|  |  | D2 | D1 | L |  |
|--|---|----|------|----|---|
| 607143 | E 12 | 22 | 15 | 38 | 55 |
| 607144 | E 14 | 22 | 17 | 38 | 57 |
| 607145 | E 16 | 22 | 19 | 38 | 62 |
| 607146 | E 18 | 22 | 21 | 38 | 78 |
| 607147 | E 20 | 26 | 23 | 40 | 95 |
| 607148 | E 22 | 26 | 25.3 | 40 | 105 |
| 607149 | E 24 | 28 | 27.3 | 40 | 119 |

* Images of products are symbolic. All dimensions are in mm, and weight in grams. All listed dimensions may vary in tolerance.

Frequently asked questions

I attached the socket wrench to the pneumatic tool and the wall cracked. What could be wrong?
 When working with pneumatic screwdrivers, you must use an impact socket wrench.