


Socket with internal TX profile 1/2"

191/1

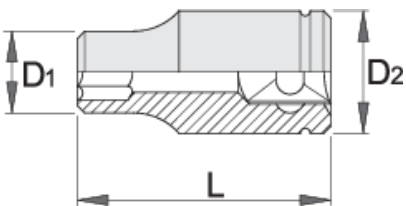





Profiles






Product features

- material: premium chrome vanadium steel
- drop forged, entirely hardened and tempered
- surface finish: chrome plated according to ISO 1456:2009
- polished



		D2	D1	L	
607141	E 10	22	14	38	58
607142	E 11	22	15	38	52

		D2	D1	L	
607143	E 12	22	15	38	55
607144	E 14	22	17	38	57
607145	E 16	22	19	38	62
607146	E 18	22	21	38	78
607147	E 20	26	23	40	95
607148	E 22	26	25.3	40	105
607149	E 24	28	27.3	40	119

* Images of products are symbolic. All dimensions are in mm, and weight in grams. All listed dimensions may vary in tolerance.

Frequently asked questions

I attached the socket wrench to the pneumatic tool and the wall cracked. What could be wrong?

When working with pneumatic screwdrivers, you must use an impact socket wrench.