

带把手的气钻

1515H



配置文件



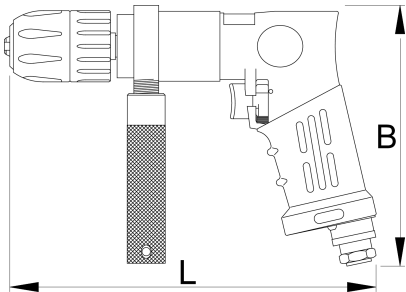
产品属性

- 双向转动
- 每分钟800转的空载转速
- 最大气压：6.2 Bar
- 空气消耗量113 升/分钟
- 1/4"进气口
- 钻头直径1.5 - 13mm
- 3/8"主轴螺纹，24 UNF
- 内部软管尺寸10mm

优势：

- 此尺寸的极限功率
- 轻型紧凑易用工具

- 提供更优支撑的可调把手
- 易用气动开关
- 省力的人体工程学手柄
- 可减震的把手塑料套
- 双向转动
- 快速更换制动装置



|  | L | B |  |
|--|-----|-----|---|
| 617727 | 220 | 150 | 1570 |

* Images of products are symbolic. All dimensions are in mm, and weight in grams. All listed dimensions may vary in tolerance.

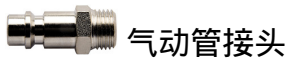
用途 (pictures)



Photo (pictures)



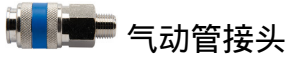
Accessories



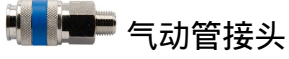
气动管接头



气动管接头



气动管接头



气动管接头



3/8"气动过滤调节器和润滑器



1/2"气动过滤调节器和润滑器



螺旋气动软管

Safety tips



- The pressure in the tool during the operation has to be at least 6.2 bar for the tool to work properly.
- Regularly clean and dry the air filters and inlet air supply.
- Always use clean and dry air with the correct mixture of oil, for maximum tool life.
- Check the joints and ensure that the tubes and other equipment are not damaged before use.
- All tools should be gently oiled prior to being stored.
- Always store pneumatic tools in dry places away from water.
- Always use original spare parts.
- Repairs can be performed only by authorised staff people authorised by Unior d.d.



- Always disconnect tools not in use from the air supply.